

# Non-UCITS retail scheme Key Investor Information



This document provides you with key investor information about this fund. It is not marketing material. The information is required by law to help you understand the nature and the risks of investing in this fund. You are advised to read it so you can make an informed decision about whether to invest.

## Baillie Gifford Positive Change Fund - Class B Shares

Accumulation Shares - ISIN GB00BYVGKV59 (also representative of Income Shares - ISIN GB00BYVGKX73)

This Fund is a sub-fund of Baillie Gifford Investment Funds ICVC which is an Investment Company with Variable Capital. Baillie Gifford & Co Limited is the Authorised Corporate Director of the Fund and is wholly owned by Baillie Gifford & Co.

### Objectives and investment policy

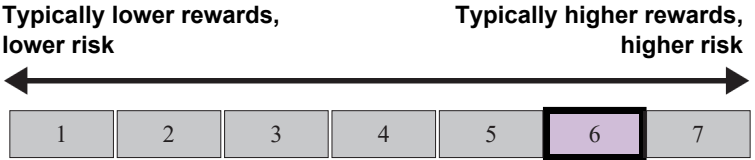
- Objective**
- The Fund aims to outperform (after deduction of costs) the MSCI ACWI Index, as stated in sterling, by at least 2% per annum over rolling five-year periods.
- Policy**
- The Fund will invest at least 90% in shares of companies of any size, any country and in any sector, whose products or behaviour make a positive impact on society and / or the environment in the investment managers opinion.
  - The Fund will invest in companies addressing critical challenges in areas such as, but not limited to; education, social inclusion, healthcare and the environment.
  - The Fund will be actively managed and will be concentrated.

### Other Information

- You can sell some or all of your shares on any business day in the United Kingdom by contacting our Dealing Department by phone or post. Where properly completed documentation is received by post, shares will be sold at the next valuation point following receipt of the instruction.
- For Accumulation shares income will be re-invested. No further shares will be purchased but the reinvestment will be reflected in the price of your existing accumulation shares. You are, however, deemed to have received the income for tax purposes.
- For Income shares any income due to you will be paid into your bank or building society account, paid on the dates specified in the Prospectus.
- For further explanation and information see the investment objective and policy section of the Prospectus, which is available by contacting us.
- Recommendation: this Fund may not be appropriate for investors who plan to withdraw their money within five years.

### Risk and reward profile

The Risk and Reward Indicator table demonstrates where the Fund ranks in terms of its potential risk and reward. The higher the rank the greater the potential reward but the greater the risk of losing money. It is based on past data, may change over time and may not be a reliable indication of the future risk profile of the Fund. The shaded area in the table below shows the Fund’s ranking on the Risk and Reward Indicator.



- Market conditions can change rapidly and a fund in any rank can lose you your investment. The Fund is classified as above as it invests in company shares.
- The indicator does not take into account the following relevant material risks.
- Over shorter time periods the Fund’s share price can be volatile and returns can be much higher or lower than our five-year average target. There is no guarantee this objective will be achieved over any time period.
- The Fund’s ESG investment policy limits the type of companies it can hold. The Fund may have different returns from funds with no such restrictions.
- The limitations of third party data, which may be backward looking or estimated, may impact on the Funds ability to achieve its non-financial goals.
- In adverse market conditions it may be difficult to sell investments held by the fund in a timely manner and their value may fall significantly. This could affect how much money you receive and even delay the selling of your shares if dealing in the Fund is suspended.
- Custody of assets involves a risk of loss if a custodian becomes insolvent or breaches duties of care.
- You could lose your investment due to global factors like natural disasters, pandemics, or through developments such as military conflict, or changes in government policies.
- Where possible, charges are taken from income. If insufficient, the rest will be taken from capital, reducing the capital value of the Fund.
- For a more detailed explanation of the risks, please see the “Risk Warnings” section of the prospectus.

## Charges

The charges you pay are used to pay the costs of running the Fund, including the costs of marketing and distributing it. These charges reduce the potential growth of your investment.

### One-off charges taken before or after you invest

Entry charge	0.00%
Exit charge	0.00%

These are the maximum charges that we might take out of your money before it is invested and before we pay out the sale proceeds of your investment. In some cases, you might pay less and you should speak to your financial adviser about this.

### Charges taken from the Fund over a year

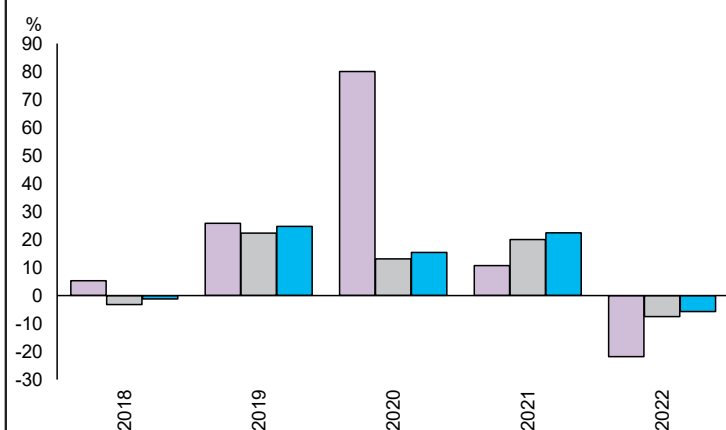
Ongoing charges	0.53%
-----------------	-------

### Charges taken from the Fund under specific conditions

Performance fee	NONE
-----------------	------

- The ongoing charges figure is based on the last year's expenses and may vary from year to year. It excludes the costs of buying or selling assets for the Fund (unless these assets are shares of another fund).
- For the ongoing charges, the figure is for Accumulation shares and is at 31/12/2022.
- Portfolio transaction costs, which are not included in the calculation of the ongoing charges figure but are incurred by the Fund when buying or selling investments, may have an impact on performance and are paid from the assets of the Fund.
- The Fund's annual report for each financial year will include detail on the exact charges made.
- You can find further details about the charges in Part 5 of the Prospectus.

## Past performance



Source: FE fundinfo 2023

- You should be aware that past performance is not a guide to future performance.
- Fund launch date: 03/01/2017.
- Share/unit class launch date: 03/01/2017.
- Performance is calculated in GBP.
- Performance is for Accumulation shares.
- Performance reflects the annual charge but excludes any initial charge paid.
- Performance figures are to 31 December each year.
- The Fund does not track the index.
- Source: FE and the relevant underlying index provider(s). For our legal notices and disclosures please visit [www.bailliegifford.com/disclaimers](http://www.bailliegifford.com/disclaimers)
- \* Benchmark 1 - MSCI ACWI
- \* Benchmark 2 - MSCI ACWI + 2%

## Practical information

- The Fund's Depositary is NatWest Trustee & Depositary Services Limited.
- This document describes only one share class and other share classes are available. Further information on the Fund, the Prospectus and the latest annual and interim reports are available from Baillie Gifford or by visiting the website at [www.bailliegifford.com](http://www.bailliegifford.com). The remuneration policy, which includes details of (a) how remuneration and benefits are calculated and (b) the committee responsible for approving all remuneration policies within the firm, is also at the website address noted. All such documents are available in English, on paper and are free of charge on request.
- This Non-UCITS retail scheme Key Investor Information Document describes the Baillie Gifford Positive Change Fund only. The Prospectus and the annual and interim reports and accounts are prepared for the whole ICVC.
- The Baillie Gifford Positive Change Fund is a sub-fund of Baillie Gifford Investment Funds ICVC. The assets of the Fund are segregated from other sub-funds in the ICVC. This means that the assets of one sub-fund should not be used to meet the liabilities of another sub-fund.
- You can also find the Fund's latest share prices on our website at [www.bailliegifford.com](http://www.bailliegifford.com).
- Tax laws in the United Kingdom may have an impact on your own tax position.
- You may at any time switch all or some of your shares in the Fund for shares in any fund of any of the Baillie Gifford ICVC(s).
- To contact us please call Client Relations on 0800 917 2113 (fax 0131 275 3955) or email us at [trutenquiries@bailliegifford.com](mailto:trutenquiries@bailliegifford.com).
- Your call may be recorded for training or monitoring purposes.

# KEY INVESTOR INFORMATION

# EDENTREE RESPONSIBLE AND SUSTAINABLE

# EUROPEAN EQUITY FUND

## SHARE CLASS B GB0008448333

This document provides you with key investor information about this Fund. It is not marketing material. The information is required by law to help you understand the nature and the risks of investing in this Fund. You are advised to read it so you can make an informed decision about whether to invest.

This fund is a sub-fund of EdenTree Investment Funds – Series 1, an open ended investment company managed by EdenTree Investment Management Limited as the Authorised Corporate Director.

### OBJECTIVES AND INVESTMENT POLICY

To achieve long-term capital growth over five years or more with an income through a diversified portfolio of European (ex-UK) companies.

The EdenTree Responsible and Sustainable European Equity Fund aims to invest at least 80% in European (ex-UK) companies by investing in companies which make a positive contribution to society and the environment through sustainable and socially responsible practices.

The portfolio will consist of at least 80% listed securities but the Manager may also invest in units in collective investment schemes, money-market instruments, derivatives and forward transactions, deposits, nil and partly-paid securities, bonds, convertible bonds, cash and near cash as deemed economically appropriate to meet the Fund's objective.

The Fund seeks to avoid investment in certain areas such as companies which have a material involvement (10% or more) in alcohol and tobacco production, weapon production, gambling, publication of violent or explicit materials, oppressive regimes, companies using animals to test cosmetic or household products, intensive farming, fossil fuel exploration and production and high interest lending.

The Fund favours companies that follow good Business Ethics, Corporate Governance, Employment & Labour practices, Environment and Climate Management, Human Rights, and Community Relations and is particularly positive on companies that contribute to Education, Health & Wellbeing, Social Infrastructure and Sustainable Solutions. We assess a diverse set of indicators of a company's approach to sustainability during our screening process. Further details of EdenTree's Responsible and Sustainable Investment Policy are available on request or can be downloaded from our website at [www.edentreeim.com](http://www.edentreeim.com).

We do not currently intend to use derivatives for any purpose other than the efficient management of the Fund. Derivatives are financial instruments that can provide ways of benefiting from movements (up or down) in the price of underlying assets, such as stocks or bonds, without taking ownership of the assets themselves. You may buy and sell shares on any day on which the London Stock Exchange is open for business.

Any income on the Fund will be paid out to you or you may choose to have it reinvested by purchasing additional shares. The Fund may not be appropriate if you plan to withdraw your money within 5 years.

More information on the investment policy can be found in the full Prospectus which is available at [www.edentreeim.com/literature](http://www.edentreeim.com/literature)



### RISK AND REWARD PROFILE

Lower risk =  
Typically lower rewards

Higher risk =  
Typically higher rewards



- The risk category above is not a measure of capital loss or gains, but of how very significant the rises and falls in the Share Class price have been historically.
- For example a Share Class whose price has experienced very significant rises and falls will be in a higher risk category, whereas a Share Class whose price has experienced less-significant rises and falls will be in a lower risk category.
- As the Share Class risk category has been calculated using historical data, it may not be a reliable indication of the Share Class future risk profile.
- Please note that the Share Class risk category may change in the future and is not guaranteed. The lowest risk category does not mean a risk-free investment.
- The Share Class is in risk category 6 as its price has experienced very significant rises and falls historically.

#### What risks are associated with this fund?

- The value of your investment and the income you get from it may fall as well as rise and you could get back less than you put in. What you get back when you cash in your investment will depend on investment performance.
- The entire market of European stocks and shares might decline. Most of the assets will be invested in European stockmarkets so could be affected by any change in these markets.
- Selecting stocks due to our ethical criteria means that the choice of stocks is limited to a subset of the stockmarket and this could lead to greater volatility.
- When investing in assets which are in currencies other than Sterling, exchange rate fluctuations can have a positive or negative impact on the value of your investment.

More details on all of the risks mentioned above can be found in the full Prospectus.

## CHARGES FOR THIS FUND

The charges you pay are used to cover the costs of running the Fund, including the costs of marketing and distributing it. These charges reduce the potential growth of your investment.

### One-off charges taken before or after you invest

Entry charge 0%

Exit charge None

This is the maximum that might be taken out of your money (before it is invested) (before the proceeds of your investment are paid out).

### Charges taken from the Fund over a year

Ongoing charges 0.81%

### Charges taken from the Fund under specific conditions

Performance fee None

The entry charge shown is a maximum figure. In some cases you might pay less – you can find this out from your financial adviser or distributor.

The ongoing charges figure is based on expenses for the year ending 31 December 2022. This figure may vary from year to year and excludes portfolio transaction costs.

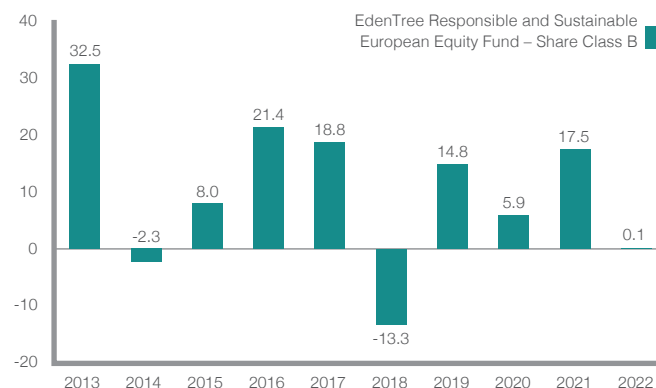
If you switch Funds within the EdenTree Investment Management range you will be charged a maximum 1% entry charge on your new Fund. The switching charge is currently set to zero.

For more information about charges, please see Appendix 1 of the Fund's Prospectus, which is available at [www.edentreeim.com/literature](http://www.edentreeim.com/literature)

For further details, or to receive a free copy in English of the full Prospectus and the latest Report and Accounts, please contact us at:

EdenTree Investment Management  
Sunderland SR43 4AU  
Telephone 0800 358 3010  
[www.edentreeim.com](http://www.edentreeim.com)

## PAST PERFORMANCE



Bar chart showing the year by year percentage growth of the EdenTree Responsible and Sustainable European Equity Fund – Share Class B.

- The Fund was launched on 13 September 1999.
- This Share Class was launched on 13 September 1999.
- Performance figures are calculated in Sterling on a mid-price basis and include net reinvested income. The calculation incorporates the annual management charge and all other Fund expenses but excludes the entry charge
- The base currency of the Fund is Sterling.
- Past performance is not a guide to future returns.

## PRACTICAL INFORMATION

- Depositary: The Bank of New York Mellon (International) Limited.
- The UK tax regime may have an impact on your personal tax position.
- You can check the latest prices for the Fund in the Financial Times or on our website.
- You are entitled to switch from this Fund to another Fund on request, subject to a switching charge.
- The authorised Fund Manager may be held liable solely on the basis of any statement contained in this document that is misleading, inaccurate or inconsistent with the relevant parts of the Prospectus for the Fund.
- The Fund has its own specific portfolio of assets and liabilities. The assets of the Fund belong exclusively to that Fund and shall not be used to discharge the liabilities of, or claims against, any other person or body, including the Company or any other Fund, and shall not be available for such purpose.
- The following share classes are available for the Fund: Income.

Information on the Authorised Fund Manager's current remuneration policy, including a description of how remuneration and benefits are calculated, the identity of persons responsible for awarding the remuneration and benefits, and the composition of the remuneration committee are available at [www.edentreeim.com](http://www.edentreeim.com). Alternatively a paper copy is available free of charge on request.

This Fund is authorised in the United Kingdom and regulated by the Financial Conduct Authority. EdenTree Investment Management Limited is authorised in the United Kingdom and regulated by the Financial Conduct Authority.

This key investor information is accurate as at 1 February 2023.

EdenTree Investment Management Limited (EdenTree) Reg. No. 2519319. Registered in England at Benefact House, 2000, Pioneer Avenue, Gloucester Business Park, Brockworth, Gloucester, GL3 4AW, United Kingdom. EdenTree is authorised and regulated by the Financial Conduct Authority and is a member of the Investment Association. Firm Reference Number 527473.

## FTF Martin Currie UK Rising Dividends Fund

**Class W (acc) • ISIN GB00B5MJ5601 • A sub-fund of Franklin Templeton Funds**

*The management company is Franklin Templeton Fund Management Limited.*

### Objectives and Investment Policy

The Fund aims to grow in value by more than the FTSE All-Share Index by generating a growing level of income, together with investment growth over a three to five-year period after all fees and costs are deducted.

There is no guarantee that the Fund will achieve its objective over this or any other time period. Capital invested is at risk and you may get back less than you paid in.

The Fund invests at least two thirds (but typically significantly more) in the shares of companies listed on the London Stock Exchange that are incorporated/domiciled in the UK or which have significant business operations in the UK. The Fund usually invests in 30–50 companies that have grown their dividend in at least 8 of the past 10 years. Typically, most of these investments will be in the shares of large or medium sized companies (such as those making up the FTSE 350 Index).

The Investment Manager will select only those companies from the FTSE All-Share Index that its research suggests will help the Investment Manager to meet the Fund's objective. The Investment Manager does not intend to invest in every company in the FTSE All-Share Index and has the freedom to invest up to 10% of the Fund's assets outside of it.

Any proportion of the Fund can be invested into specific industry sectors, but the Investment Manager seeks to avoid any unintentional emphasis on a sector in a way that could increase the level of risk. The Investment Manager tries to further reduce risk by making sure no single company share dominates Fund investments. Normally the Investment Manager tries to keep shareholdings in any individual large company to no more than 5% of the Fund's total value, while a shareholding in any individual medium-sized company would typically be between 2% and 2.5% and small-sized companies would typically be no more than 1.5%.

Very occasionally and to a much lesser extent, the Fund may also invest in debt securities or bonds (debt obligations that pay interest) issued by governments, government-related, supranational organisations or corporations or convertibles, a type of corporate bond that can be exchanged for shares in the same organisation.

The Fund may also invest a proportion of its portfolio in other types of transferable securities, cash and cash equivalents, money market instruments, and other collective investment schemes.

The Fund can use derivatives for efficient portfolio management (managing the fund in a way that is designed to reduce risk or cost and/or generate extra income or growth). However, the Fund can introduce more speculative use of derivatives in the future on 60 days' notice to investors. Derivatives are financial contracts whose value is linked to the price of another asset (e.g. indices, interest rates, share prices or currencies).

In selecting investments, the Investment Manager also assesses environmental, social and governance ("ESG") factors that could impact the ability of an issuer to generate future sustainable returns. These may include shareholder rights, accounting standards, remuneration, board structure, labour relations, supply chain, data protection, pollution/hazardous waste policies, water usage and climate change policies.

This ESG assessment is quantitative and qualitative, using the Investment Manager's proprietary ESG rating system, and its direct research and engagement process. The proprietary ESG assessment captures forward looking analysis. Investments are assigned a risk rating based on the Investment Manager's assessment of ESG factors. Investments are assigned a score of 1 to 5 in respect of each of governance and sustainability (meaning environmental and social factors), with 5 denoting high risk. Investments with a governance or sustainability risk rating of 4 or above will not be selected for the portfolio. The Investment Manager's assessment of a company's ESG characteristics may impact the Investment Manager's view of that company's financial valuation and attractiveness.

Where the Investment Manager identifies areas that do not meet expectations of best practice on material governance or sustainability issues, the Investment Manager will engage with companies to encourage improvement.

Where the Investment Manager identifies potential violations of UN Global Compact principles, the Investment Manager will establish a structured engagement process with companies to encourage improvement.

The Fund will not invest in companies which generate revenue from the production or distribution of controversial weapons (i.e. antipersonnel mines, biological and chemical weaponry and cluster munitions).

You may request the sale of your shares in the Fund on any UK business day.

The income received from the Fund's investments is accumulated and included in the value of the shares.

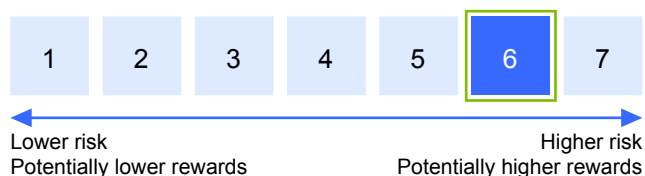
For further information on the Objectives and Investment Policy of the Fund, please refer to the "Investment Objectives and Policies of the Funds" section of the current prospectus of Franklin Templeton Funds.

### Terms to Understand

**Shares of companies (equities):** securities that represent an ownership stake in a company.

**Transferable securities:** investments such as shares or debt that can be bought and sold between investors.

### Risk and Reward Profile



#### What does this indicator mean and what are its limits?

This indicator is designed to provide you with a measure of the price movement of this share class based on historical behavior.

Historical data may not be a reliable indication of the future risk profile of the Fund. The category shown is not guaranteed to remain unchanged and may shift over time.

The lowest category does not mean risk free.

#### Why is the Fund in this specific category?

The Fund invests mainly in equity securities of UK companies that have paid consistently rising dividends. Such securities have historically been subject to price movements due to company-specific factors and movements in the equity markets of the UK generally. As a result, the performance of the Fund

can fluctuate significantly over relatively short time periods.

#### Risks materially relevant not adequately captured by the indicator:

**Charges from capital:** the fund's fees and expenses may be taken from its capital (rather than income). This will result in an increase in income available for distribution to investors. However, this will forego some of the capital that the share class has available for future investment and potential growth.

**Concentration risk:** the risk that arises when a fund invests in relatively few holdings, few sectors or a restricted geographic area. Performance may be more volatile than a fund with a greater number of securities.

**Equity risk:** prices of equities may be affected by factors such as economic, political, market, and issuer-specific changes. Such changes may adversely affect the value of the equities regardless of company-specific performance.

**Liquidity risk:** the risk that arises when adverse market conditions affect the ability to sell assets when necessary. Such risk may be triggered by (but not limited to) unexpected events such as environmental disasters or pandemics. Reduced liquidity may have a negative impact on the price of the assets.

For a full discussion of all the risks applicable to this Fund, please refer to the "Risk Factors" section of the current prospectus of Franklin Templeton Funds.



## Charges

The charges you pay are used to pay the costs of running the Fund, including the costs of marketing and distributing it. These charges reduce the potential growth of your investment.

### One-off charges taken before or after you invest

<b>Entry charge</b>	Not applicable*
---------------------	-----------------

<b>Exit charge</b>	Not applicable
--------------------	----------------

*This is the maximum that might be taken out of your money before it is invested.*

### Charges taken from the Fund over a year

<b>Ongoing charges</b>	0.52%
------------------------	-------

### Charges taken from the Fund under certain specific conditions

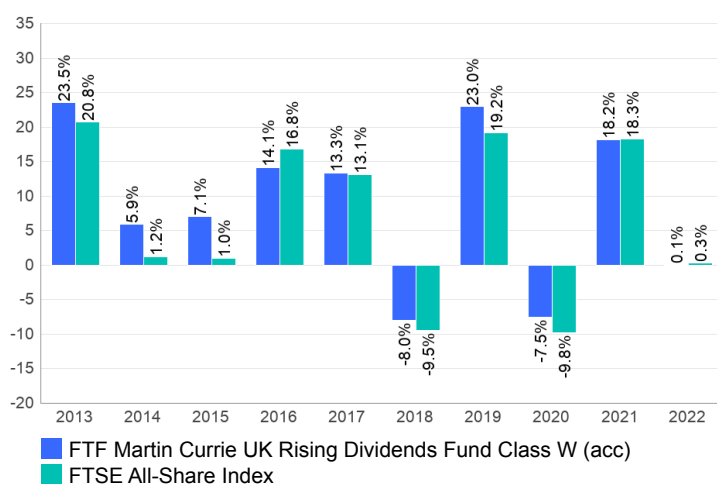
<b>Performance fee</b>	Not applicable
------------------------	----------------

\*This share class is only available through certain financial advisers which may apply their own charges. You may find more information about charges from your financial adviser.

The ongoing charges are based on the expenses for the year ending 31 December 2022. This figure may vary from year to year.

For detailed information about charges, please refer to the "Fees and Charges" section of the current prospectus of Franklin Templeton Funds.

## Past Performance



- Past performance is not a guide to future performance.
- The past performance shown here includes all the ongoing charges.
- Past performance is calculated in GBP.
- The Fund was launched in 2011 and the present share class on 31/05/2012.
- We measure performance against the Fund's performance target, the FTSE All-Share Index as it is widely available and reflects investments in the UK stock market.

## Practical Information

- The Depositary of Franklin Templeton Funds is The Bank of New York Mellon (International) Limited.
- You can obtain further information about the Fund, copies of its prospectus and the latest annual and semi-annual reports of Franklin Templeton Funds from the website [www.franklintempleton.co.uk](http://www.franklintempleton.co.uk) or free of charge from Franklin Templeton Fund Management Limited, Cannon Place, 78 Cannon Street, London EC4N 6HL or your financial adviser. These documents are each available in English.
- The latest prices and other practical information on the Fund (including information about the other share classes of the Fund) are available from Franklin Templeton Fund Management Limited, Cannon Place, 78 Cannon Street, London EC4N 6HL or [www.franklintempleton.co.uk](http://www.franklintempleton.co.uk).
- Please note that the United Kingdom taxation regime may have an impact on your personal tax position. Please consult your financial or tax adviser before deciding to invest.
- Franklin Templeton Fund Management Limited may be held liable solely on the basis of any statement contained in this document that is misleading, inaccurate or inconsistent with the relevant parts of the prospectus of the Fund.
- The present Fund is a sub-fund of Franklin Templeton Funds. The prospectus and the annual and semi-annual reports refer to all sub-funds of Franklin Templeton Funds. All sub-funds of Franklin Templeton Funds have segregated assets and liabilities. As a result, each sub-fund is operated independently from each other.
- You may exchange your shares in the Fund for shares in another sub-fund of Franklin Templeton Funds as further described in the prospectus.
- The details of the up-to-date remuneration policy, including, but not limited to, a description of how remuneration and benefits are calculated, the identity of persons responsible for awarding the remuneration and benefits including the composition of the remuneration committee, are available at [www.franklintempleton.co.uk](http://www.franklintempleton.co.uk) and a paper copy can be obtained free of charge.

KEY INVESTOR INFORMATION

This document provides you with Key Investor Information about this Fund. It is not marketing material. The information is required by law to help you understand the nature and the risks of investing in this Fund. You are advised to read it so you can make an informed decision about whether to invest.

Janus Henderson

Global Sustainable Equity Fund Class I Acc ISIN: GB00B71DPP64

A sub-fund of Janus Henderson Sustainable/Responsible Funds, a UK OEIC managed by Janus Henderson Fund Management UK Limited.  
Fund Currency: GBP    Share Class Currency: GBP

Objective and investment policy

Objective

The Fund aims to provide capital growth over the long term (5 years or more) by investing in companies whose products and services are considered by the Investment Manager as contributing to positive environmental or social change.

Investment policy

The Fund invests at least 80% of its assets in shares (also known as equities) of companies, of any size, in any industry, in any country. The Fund will avoid investing in companies (in some cases subject to thresholds) that the Investment Manager considers could contribute to environmental or societal harm, as detailed in the “Exclusionary Approach” section in the Prospectus, and invest in companies that derive at least 50% of their revenues from products and services that are considered by the investment manager as contributing to positive environmental or social change and thereby have an impact on the development of a sustainable global economy.

The Fund may also invest in other assets including cash.

The investment manager may use derivatives (complex financial instruments) to reduce risk or to manage the Fund more efficiently.

The Fund is actively managed with reference to the MSCI World Index, which is broadly representative of the companies in which it may invest, as this can provide a useful comparator for assessing the Fund’s performance. The investment manager has discretion to choose investments for the Fund with weightings different to the index or not in the index.

As an additional means of assessing the performance of the Fund, the IA Global sector average, which is based on a peer group of broadly similar funds, may also provide a useful comparator.

Strategy

Investee companies will typically be aligned with megatrends identified by the Investment Manager; these include climate change, resource constraints, growing populations, and ageing populations. The Investment Manager then, within its thematic framework of environmental and social investment themes, seeks

to construct a differentiated and well diversified global portfolio of companies, based on the belief that superior returns can be generated by companies that tackle environmental and social challenges and have an impact on the development of a sustainable global economy. These companies should have attractive financial attributes such as persistent revenue growth and durable cash flows, as well as exhibiting strong management of environmental, social and corporate governance risks. Examples of themes the Investment Manager has identified include efficiency, cleaner energy, water management, environmental services, sustainable transport, sustainable property & finance, safety, quality of life, knowledge & technology and health. More product-specific information, including our investment principles approach, can be found in the Document Library of the website at [www.janushenderson.com](http://www.janushenderson.com). Further information as to how Janus Henderson approach ESG, including Janus Henderson’s “ESG Investment Policy”, can be found in the “About Us - Environmental, Social and Governance (ESG)” section of the website at [www.janushenderson.com](http://www.janushenderson.com).

**Other Information** As part of its investment process, the Fund applies sustainability related criteria. More detail can be found under the Exclusionary Approach in the Prospectus.

**Distribution policy** The Fund offers accumulation shares (shares in which net income is retained within the price) and income shares (shares in which net income may be paid out to investors).

**Recommendation** This Fund may not be appropriate for investors who plan to withdraw their money within 5 years.

The Fund is designed to be used only as one component of several in a diversified investment portfolio. Investors should consider carefully the proportion of their portfolio invested into this Fund.

You can buy, sell or switch shares in the Fund on any dealing day and according to certain restrictions, both defined in detail in the Company’s Prospectus.

For an explanation of some of the terms used in this document, please visit the glossary on our website at [www.janushenderson.com](http://www.janushenderson.com).

Risk and reward profile



The value of an investment and any income from it can go up or down. When you sell your shares they may be worth less than you paid for them.

The rating above is based on the historic volatility of the share class. Historic data may not be a reliable indication of the future risk profile of the Fund. The rating is not guaranteed and may change over time.

The share class appears at 6 out of 7. Share classes in higher categories have shown greater and/or more frequent variations in Net Asset Value in the past five years than those in lower categories. The lowest category does not mean risk free.

Other material risks not captured by the rating:

**Equities** Shares/Units can lose value rapidly, and typically involve higher risks than bonds or money market instruments. The value of your investment may fall as a result.

**Smaller Companies** Shares of small and mid-size companies can be more volatile than shares of larger companies, and at times it may be difficult to value or to sell shares at desired times and prices, increasing the risk of losses.

**Sustainable Investment** The Fund follows a sustainable investment approach, which may cause it to be overweight and/or underweight in certain sectors and thus perform differently than funds that have a similar objective but which do not integrate sustainable investment criteria when selecting securities.

**Derivatives** The Fund may use derivatives with the aim of reducing risk or managing the portfolio more efficiently. However this introduces other risks, in particular, that a derivative counterparty may not meet its contractual obligations.

**Exchange Rates** If the Fund holds assets in currencies other than the base currency of the Fund, or you invest in a share/unit class of a different currency to the Fund (unless hedged, i.e. mitigated by taking an offsetting position in a related security), the value of your investment may be impacted by changes in exchange rates.

**Liquidity** Securities within the Fund could become hard to value or to sell at a desired time and price, especially in extreme market conditions when asset prices may be falling, increasing the risk of investment losses.

**Counterparty Risk and Operational Risk** The Fund could lose money if a counterparty with which the Fund trades becomes unwilling or unable to meet its obligations, or as a result of failure or delay in operational processes or the failure of a third party provider.

For more information please see the Company’s Prospectus.

## Charges

The charges you pay are used to pay the costs of running the Fund, including the costs of managing and distributing it. These charges reduce the potential growth of your investment.

If you invest through a third party provider you are advised to consult them directly as charges, performance and terms and conditions may differ materially to those shown in this document.

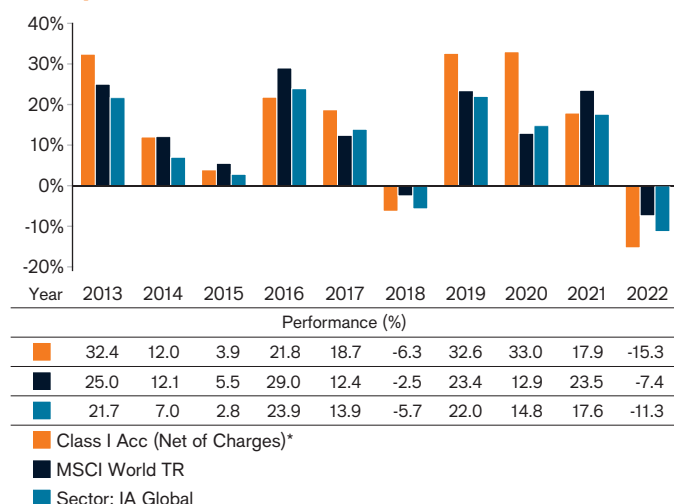
### One-off charges taken before or after you invest\*

Entry Charge	0.00%
Exit Charge	0.00%**

\* The charges shown are maximum figures. In some cases you may pay less.

\*\* Subject to a charge of up to 3.00% where the Manager suspects excessive trading by an investor (and specifically on subscriptions held for less than 90 days).

## Past performance



### Charges taken from the Fund over a year

Ongoing Charges	0.85%
-----------------	-------

The ongoing charges are based on actual annualised expenses for the period ending 31 March 2022. Ongoing charges may vary from year to year.

The figure for ongoing charges excludes portfolio transaction costs, except in the case of an initial charge paid by the Fund when buying shares or units in another Fund.

For more information about Charges please see the Company's Prospectus.

The past performance is calculated in GBP.

The Fund was launched in July 1991 and the share class was launched in July 2012.

Past performance does not predict future returns.

The past performance takes into account all charges except one-off charges.

The Fund does not aim to track the performance of the benchmark.

\*Class I Acc was launched in July 2012. Performance prior to that date is simulated past performance based on the Class I Inc of the same Fund which reflects a different ongoing charge, which was 1.73% for the period ended 31 March 2022.

## Practical information

**Depository:** NatWest Trustee and Depository Services Limited.

**To obtain more information:** This Key Investor Information Document may not contain all the information you need.

For the last published price of shares in the Fund or any additional information on the Fund, or to obtain the Company's prospectus or the annual/semi-annual report, please visit [www.janushenderson.com](http://www.janushenderson.com). Documents are available free of charge in English and certain other languages. You may also contact the registered office of the Fund at 201 Bishopsgate, London EC2M 3AE, or your local representative office.

**Tax:** Investors should note that the tax legislation that applies to the Fund may have an impact on the personal tax position of their investment in the Fund.

Contact your adviser to discuss tax treatment, suitability of this investment, and other questions.

**Notices:** Janus Henderson Fund Management UK Limited may be held liable solely on the basis of any statement contained in this document

that is misleading, inaccurate or inconsistent with the relevant parts of the Prospectus for the Fund.

The assets of each sub-fund are segregated, meaning that each sub-fund is insulated from any losses or claims associated with the other sub-funds.

Further information about dealing and switching to other share classes of this Fund or other Funds in this OEIC may be obtained by visiting [www.janushenderson.com](http://www.janushenderson.com) or found in the Company's prospectus.

The details of the up-to-date remuneration policy of the Manager are available at [www.janushenderson.com](http://www.janushenderson.com). A paper copy of the remuneration policy will be made available free of charge upon request. These include a description of how pay and benefits are worked out and the people or committee members responsible for awarding them.

The Fund and Janus Henderson Fund Management UK Limited are authorised in the UK and regulated by the Financial Conduct Authority ("FCA").

*This Key Investor Information is accurate as at 21 February 2023.*



Key Investor Information

This document provides you with key investor information about this Fund. It is not marketing material. The information is required by law to help you understand the nature and the risks of investing in this Fund. You are advised to read it so you can make an informed decision about whether to invest.

JPMorgan Fund ICVC	ISIN: GB00B235HP90
<b>JPM Europe (ex-UK) Sustainable Equity Fund C - Net Accumulation</b> a Share Class of JPMorgan Fund ICVC – JPM Europe (ex-UK) Sustainable Equity Fund. The Authorised Corporate Director ("ACD") is JPMorgan Funds Limited	

Objectives, Process and Policies

INVESTMENT OBJECTIVE

The Fund aims to provide capital growth over the long- term (5-10 years) by investing at least 80% of the Fund's assets in the shares of European Sustainable Companies (excluding the UK) in any economic sector, or companies that demonstrate improving sustainable characteristics. Sustainable Companies are those that the Investment Manager believes to have effective governance and superior management of environmental and social issues (sustainable characteristics).

INVESTMENT PROCESS

Investment approach

- Uses a bottom-up stock selection process.
- Uses the full breadth of the eligible equity investment universe through a combination of fundamental research insights and quantitative analysis.
- Integrates ESG aspects to identify companies with strong or improving sustainability characteristics.

**Benchmark** FTSE All-World Developed Europe ex UK Index (Net)

Benchmark uses and resemblance

- The Fund is actively managed. The Benchmark is a Performance Comparator and the Fund will bear some resemblance to its Benchmark. The Benchmark has been chosen as it reflects the main investment universe and strategy for the Fund.

POLICIES

**Main investment exposure** At least 80% of assets invested in equities of Sustainable Companies, or companies demonstrating improving sustainable characteristics, that are domiciled, or carrying out the main part of their economic activity, in a European country (excluding the UK). The Fund may invest in small capitalisation companies.

The Fund will focus on Sustainable Companies rather than companies that demonstrate improving sustainable characteristics (which are companies with a clear timeline for improvement and tangible and measurable ways to demonstrate that improvement identified during the sustainability assessment process). The Investment Manager identifies companies, that in its opinion meet the Fund's sustainable investment objective through a sustainability assessment process. The process has three steps: 1) the exclusionary framework, 2) the identification of stocks with attractive sustainability characteristics using a proprietary ESG framework and company engagement, and, 3) the assessment of a company's underlying fundamentals.

The Fund may also invest up to 20% of its assets in equities of companies that are considered less sustainable than those described above.

Step 1: The Fund excludes certain sectors, companies / issuers or practices from the investment universe based on specific values or norms-based criteria. The exclusion policy for the Fund is available at [www.jpmmorgan.co.uk/investor](http://www.jpmmorgan.co.uk/investor). In addition the lowest scoring companies

on each individual pillar (E, S and G) are excluded from the investable universe and the lowest scoring companies of the remaining universe are also excluded. These exclusions are based on the Investment Manager's proprietary ESG score.

Step 2: The identification of Sustainable Companies, and companies demonstrating improving sustainable characteristics, is based on fundamental analysis and ongoing engagement with companies to understand how they consider ESG issues and also to try and influence their behaviour and encourage best practice. Fundamental analysis is used to better understand sustainability risks and opportunities that may impact a company. This analysis is also an important driver behind active company engagement when seeking to positively influence business practices to improve sustainability. Further information on stewardship and engagement with companies is available at [www.jpmmorgan.co.uk/investor](http://www.jpmmorgan.co.uk/investor). A core part of this analysis is based on a proprietary ESG framework to assess each company's exposure to, and performance on, material sustainability issues. The framework comprises of:

- A quantitative score based on key ESG factors across sub-industries
- A fundamental score based on JPMAM research analysts' answers to a checklist questionnaire with E, S and G pillars.
- An ESG momentum score, to capture improvement or deterioration in a company's sustainability credentials. Each stock in the investable universe is ranked on each underlying pillar and is applied an overall ESG score.

Step 3: An analysis of the company's fundamental information uses both fundamental and quantitative research and seeks to understand the style characteristics of each company to identify whether it has attractive value, quality, and/or momentum characteristics.

If a company ceases to qualify as a Sustainable Company, the Investment Manager will engage with the company to determine the circumstances for ceasing to qualify. If the company can resolve the matter in the short-term it may continue to be held in the portfolio. However, if not the security will be sold.


**Other investment exposures** Cash and near cash on an ancillary basis. **Derivatives** Used for: efficient portfolio management; hedging. Types: see [Fund Derivative Usage](#) table under [How the Funds Use Derivatives, Instruments and Techniques](#) in the Prospectus. TRS including CFD: none. Global exposure calculation method: commitment.

**Currencies** Fund Base Currency: GBP. Currencies of asset denomination: any. Hedging approach: typically unhedged.

**Redemption and Dealing** Shares of the Fund may be redeemed on demand, with dealing normally on a daily basis.

**Distribution Policy** This Share Class will reinvest income. For an explanation of some of the terms used in this document, please visit the glossary on our website at [www.jpmmorgan.co.uk/kiid-glossary](http://www.jpmmorgan.co.uk/kiid-glossary).

Risk and Reward Profile



The above rating is based on the historic volatility of the Net Asset Value of the Share Class over the last five years and may not be a reliable indication of the future risk profile of the Share Class.

The risk and reward category shown above is not guaranteed to remain unchanged and may change over time.

A Share Class with the lowest risk rating does not mean a risk-free investment.

**Why is this Share Class in this category?** This Share Class is classified in category 6 because its Net Asset Value has shown high fluctuations historically.

OTHER MATERIAL RISKS

The Fund is subject to **Investment risks** and **Other associated risks** from the techniques and securities it uses to seek to achieve its objective. The table on the right explains how these risks relate to each other and the **Outcomes to the Shareholder** that could affect an investment in the Fund.

Investors should also read [Risk Descriptions](#) in the Prospectus for a full description of each risk.

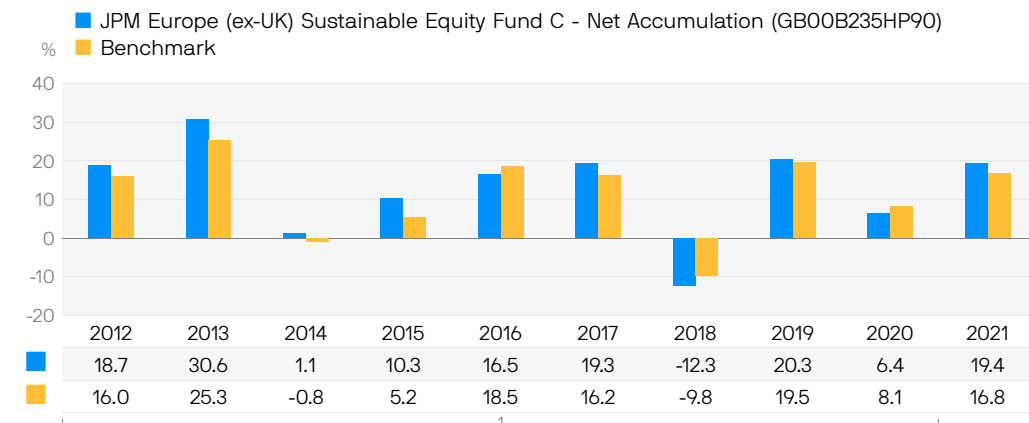
<b>Investment risks</b> <i>Risks from the Fund's techniques and securities</i>		
<b>Techniques</b> Hedging	Smaller companies	
<b>Securities</b> Equities		
<b>Other associated risks</b> <i>Further risks the Fund is exposed to from its use of the techniques and securities above</i>		
Currency	Market	Liquidity
<b>Outcomes to the Shareholder</b> <i>Potential impact of the risks above</i>		
<b>Loss</b> Shareholders could lose some or all of their money.	<b>Volatility</b> Shares of the Fund will fluctuate in value.	<b>Failure to meet the Fund's objective.</b>

## Charges

One-off charges taken before or after you invest		
Entry charge	None	This is the maximum that might be taken out of your money before it is invested or before the proceeds of your investment are paid out.
Exit charge	None	
Charges taken from this Share Class over a year		
Ongoing charge	0.63%	The ongoing charge is based on the last year's expenses to December 2021 and may vary from year to year.
Charges taken from this Share Class under certain specific conditions		
Performance fee	None	

- The actual entry and exit charges paid may be less. Information on charges can be obtained from the investor's financial adviser.
- The Prospectus permits a fee to be charged for switching between Funds but this fee is currently waived by the Authorised Corporate Director.
- Charges are used to pay the costs of running this Share Class. These charges reduce the potential growth of the investment.
- Further information about charges can be found in the "Share Classes and Costs" section of the Prospectus.

## Past Performance



- Past performance is not a guide to future performance.
- Performance data has been calculated including tax, ongoing charges and portfolio transaction costs and excluding entry and exit charges, in GBP.
- Fund launch date: 1964.
- Share Class launch date: 2011.

1 This performance was achieved under circumstances that may no longer apply.

## Practical Information

**Depositary** The fund depositary is NatWest Trustee and Depositary Services Limited

**Further Information** A copy of the Prospectus and latest annual and semi-annual financial report in English can be downloaded or ordered online from [www.jpmorgan.co.uk/investor](http://www.jpmorgan.co.uk/investor) or are available free of charge upon request from our UK-based Investor Services Team on 0800 20 40 20 (or +44 1268 44 44 70 if calling from outside the UK) or by writing to J.P. Morgan Asset Management, Client Administration Centre, PO Box 12272, Chelmsford, CM99 2EL.

Share prices can be obtained online at [www.jpmorgan.co.uk/investor](http://www.jpmorgan.co.uk/investor) or by telephoning 0800 20 40 20 (or +44 1268 44 44 70 if calling from outside the UK).

Please note if you call J.P. Morgan Asset Management, calls may be recorded and monitored for security and training purposes.

**Remuneration Policy** The ACD's Remuneration Policy can be found on <https://am.jpmorgan.com/gb/en/asset-management/gim/awm/legal/emea-remuneration-policy>. This policy includes details of how remuneration and benefits are calculated, including responsibilities and composition of the committee which oversees and controls the policy. A copy of this policy can be requested free of charge from the ACD.

**Tax** The Fund is subject to UK tax regulations. This may have an impact on an investor's personal tax position.

**Legal Information** JPMorgan Funds Limited may be held liable solely on the basis of any statement contained in this document that is misleading, inaccurate or inconsistent with the relevant parts of the Prospectus.

JPMorgan Fund ICVC consists of separate Funds, each of which issues one or more Share Classes. This document is prepared for a specific Share Class. The Prospectus and annual and semi-annual financial reports are prepared for JPMorgan Fund ICVC.

The Fund is part of JPMorgan Fund ICVC. The assets and liabilities of each fund in JPMorgan Fund ICVC are segregated by law. This means that the assets of the Fund belong exclusively to the Fund and will not be used to pay the liabilities of any other person or body, including JPMorgan Fund ICVC or any other Fund within JPMorgan Fund ICVC.

**Switching and Conversion** Investors may switch into Shares of another Fund of JPMorgan Fund ICVC or convert Shares in one Class in a Fund to Shares of another Class in the same Fund subject to meeting any relevant eligibility requirements and minimum holding amounts. Further information can be found in "section 4.3.10 - Switching and Conversion of Shares" of the Prospectus.

**Privacy Policy** You should note that, if you contact J.P. Morgan Asset Management by telephone, those lines may be recorded and monitored for legal, security and training purposes. You should also take note that information and data from communications with you may be processed by J.P. Morgan Asset Management, acting as a data controller, in accordance with applicable data protection laws. Further information about processing activities of J.P. Morgan Asset Management can be found in the EMEA Privacy Policy, which is available at [www.jpmorgan.com/emea-privacy-policy](http://www.jpmorgan.com/emea-privacy-policy). Additional copies of the EMEA Privacy Policy are available on request.

**This document provides you with key investor information about this Fund. It is not marketing material. The information is required by law to help you understand the nature and the risks of investing in this Fund. You are advised to read it so you can make an informed decision about whether to invest.**

Liontrust Sustainable Future Monthly Income Bond Fund is a sub-fund of the Liontrust Investment Funds ICVC and categorised as a UCITS scheme. This document is based upon the B Acc class (ISIN: GB00B3Y38F63). This Fund is managed by Liontrust Fund Partners LLP, a subsidiary of Liontrust Asset Management PLC.

## Objective

- The Fund aims to produce monthly income payments together with capital growth through investment in sustainable securities.
- Total Return Target Benchmark: The Fund targets a net total return of at least the IBOXX GBP Corporates (5-15Y) index over the long term (rolling 5-year periods).

## Policy

- The Fund is considered to be actively managed in reference to the benchmark(s) in the performance table by virtue of the fact that it uses the benchmark(s) for performance comparison purposes. The benchmark(s) are not used to define the portfolio composition of the Fund and the Fund may be wholly invested in securities which are not constituents of the benchmark.
- The Fund will invest a minimum of 80% of its assets in investment grade corporate bonds that are sterling denominated or hedged back to sterling.
- The Fund may also invest in government bonds, collective investment schemes (up to 10% of Fund assets), sub-investment grade bonds, other fixed income securities, warrants, cash, deposits and money market instruments.
- The investment objective of the Fund will be achieved through investment in securities that provide or produce sustainable products and services as well as having a progressive approach to the management of environmental, social and governance ("ESG") issues. All investments will be expected to conform to our social and environmental criteria as set out on the Liontrust website (liontrust.co.uk).
- The Fund is permitted to use derivatives and forwards for the purposes of efficient portfolio management and for investment purposes. The Fund will also use derivatives (specifically currency forwards, credit default swaps, interest rate swaps, bond futures and embedded derivatives), to manage the Fund's credit, currency and duration exposures. Please refer to the 'Use of Derivatives' section in the prospectus for further details.

## Recommendation

- This Fund may not be appropriate for investors who plan to withdraw their money within 5 years.

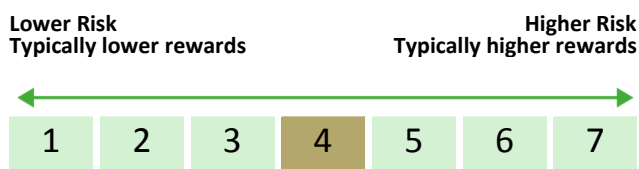
## How to buy

- You may buy or sell shares on a daily basis (but not weekends or Bank Holidays). Orders must be received by 11:59am for execution at 12:00 midday valuation point on the same day. Further details can be found at [www.liontrust.co.uk](http://www.liontrust.co.uk).

## Investment process

- Macroeconomic analysis is used to determine the managers' top down view of the world and this helps shape all aspects of portfolio construction and appetite for risk. After this, the managers aim to focus on high-quality issuers and believe this can reduce bond specific risk. Their assessment of quality is a distinctive part of their process, in which they combine traditional credit analysis with a detailed sustainability assessment based on their proprietary model.
- The fund managers assess individual bonds for whether they believe the bonds offer attractive long-term returns and for absolute and relative valuations. There is no point in investing in a bond merely because it is cheap relative to others in the sector if the fund managers believe the total returns are not attractive to the end investor.
- The fund managers seek the best value bonds issued by high-quality issuers across the capital structure, along the maturity curve and that have been issued in the primary credit markets (UK, US and Europe).

## Risk and reward profile



- This Synthetic Risk and Reward Indicator (SRRI) is based on historical data and may not be relied upon to gauge the future risk profile of the Fund.
- The SRRI shown is not guaranteed to remain the same and may shift over time.
- The lowest category (1) does not mean 'risk free'.
- The Fund's risk and reward category has been calculated using the methodology set by the European Commission. It is based upon the higher of the actual historical annualised volatility and the translated annualised volatility of the Fund based upon the internal Value at Risk limit.
- The Fund is categorised 4 primarily for its exposure to a diversified portfolio of debt instruments along with a number of derivative positions.
- The SRRI may not fully take into account the following risks:
  - Bonds are affected by changes in interest rates and their value and the income they generate can rise or fall as a result;
  - the creditworthiness of a bond issuer may also affect that bond's value. Bonds that produce a higher level of income usually also carry greater risk as such bond issuers may have difficulty in paying their debts. The value of a bond would be significantly affected if the issuer either refused to pay or was unable to pay.
- The Fund can invest in derivatives. Derivatives are used to protect against currency, credit or interest rate moves or for investment purposes. There is a risk that losses could be made on derivative positions or that the counterparties could fail to complete on transactions.
- The Fund uses derivative instruments that may result in higher cash levels. Cash may be deposited with several credit counterparties (e.g. international banks) or in short-dated bonds. A credit risk arises should one or more of these counterparties be unable to return the deposited cash.
- The Fund may have both Hedged and Unhedged share classes available. The Hedged share classes use forward foreign exchange contracts to protect

returns in the base currency of the Fund.

- The Fund may encounter liquidity constraints from time to time. Participation rates on advertised volumes could fall reflecting the less liquid nature of the current market conditions.
- Counterparty Risk: any derivative contract, including FX hedging, may be at risk if the counterparty fails.
- The level of targeted income is not guaranteed.
- The payment of a performance fee may provide incentive to the investment adviser to take more speculative investments.
- ESG Risk: there may be limitations to the availability, completeness or accuracy of ESG information from third-party providers, or inconsistencies in the consideration of ESG factors across different third party data providers, given the evolving nature of ESG.
- For full details of the Fund's risks, please see the prospectus which may be obtained from Liontrust (address overleaf) or online at [www.liontrust.co.uk](http://www.liontrust.co.uk).

# SUSTAINABLE FUTURE MONTHLY INCOME BOND FUND

## Charges for this fund

- The charges you pay are used to pay the costs of running the Fund, including the costs of marketing and distributing it. These charges reduce the potential growth of your investment.

### One-off charges taken before or after you invest

Entry charge	None
Exit charge	None

- This is the maximum that might be taken out of your money before it is invested.

### Charges taken from the Fund over the year

Ongoing charges	0.56%
-----------------	-------

### Charges taken from the Fund under certain specific circumstances

Performance fee	None
-----------------	------

- The entry and exit charges shown are maximum figures. In some cases you might pay less – you can find this out from your financial adviser or fund platform if you are not using a financial adviser.
- The ongoing charges figure is based on expenses as at 31 December 2022. This figure may vary from year to year. It excludes:
  - portfolio transaction costs, except in the case of an entry/exit charge paid by the UCITS when buying or selling units/shares in another collective investment undertaking.
- For more information about charges and what is included in each charge, please see the Fund's prospectus, which is available electronically at [www.liontrust.co.uk](http://www.liontrust.co.uk) or visit the costs and charges page on our website at [www.liontrust.co.uk/costs-and-charges](http://www.liontrust.co.uk/costs-and-charges).

## Past performance

- Past performance is not a guide to future performance.** It has been calculated on the basis that any distributable income of the Fund has been reinvested. The past performance shown in the chart takes into account all charges except entry and exit charges.
- The Fund launch date is 14 June 2010.
- The B Acc share class launch date is 06 October 2010.
- The base currency of the Fund is pounds sterling.



Liontrust Sustainable Future Monthly Income Bond B Gr Acc	2.5	7.4	1.5	9.5	8.8	-3.0	9.4	5.5	-0.2	-15.4
IA Sterling Corporate Bond	0.6	9.8	-0.3	9.1	5.1	-2.2	9.5	7.8	-1.9	-16.1
iBoxx Sterling Corporates 5-15 years	1.9	12.6	1.2	10.8	5.7	-1.7	10.7	8.6	-3.3	-19.2

## Practical information

Authorisation	This Fund is authorised in the UK and regulated by the Financial Conduct Authority.
Trustee	Bank of New York Mellon (International) Ltd.
Investment Adviser	Liontrust Investment Partners LLP.
Further information	Copies of the prospectus and the latest annual and half-yearly reports, which are the primary source of additional information, are available, without charge, from Liontrust Fund Partners LLP, 2 Savoy Court, London, WC2R 0EZ. They are also available electronically at <a href="http://www.liontrust.co.uk">www.liontrust.co.uk</a> .
Taxation	UK tax legislation may have an impact upon your own personal tax position.
Fund prices and other information	The Fund's last published price is available from Liontrust Fund Partners LLP at <a href="http://www.liontrust.co.uk">www.liontrust.co.uk</a> or by writing to us at 2 Savoy Court, London, WC2R 0EZ or by telephoning 0344 892 0349 during business hours (9.00am – 5.00pm).
Remuneration	Information on the current remuneration policy of the Fund, including a description of how remuneration and benefits are calculated and the identity of persons responsible for awarding the remuneration and benefits, is available at <a href="http://www.liontrust.co.uk">www.liontrust.co.uk</a> . A paper copy of this information is available free of charge upon request from Liontrust Fund Partners LLP at 2 Savoy Court, London, WC2R 0EZ.

# Key Investor Information

This document provides you with key investor information about this Fund. It is not marketing material. The information is required by law to help you understand the nature and the risks of investing in this Fund. You are advised to read it so you can make an informed decision about whether to invest.

## M&G Global Listed Infrastructure Fund

a sub-fund of M&G Investment Funds (10)

Sterling Class I – Accumulation shares ISIN no. GB00BF00R928

Managed by M&G Securities Limited

### Objective and investment policy

The fund aims to provide:

- a combination of capital growth and income to deliver a return, net of the Ongoing Charge Figure, that is higher than that of the MSCI ACWI Index over any five-year period; and
- an income distribution that increases every year in sterling terms.

**Core investment:** At least 80% of the fund is invested in the shares of infrastructure companies, investment trusts and real estate investment trusts of any size, from anywhere in the world, including emerging markets. The fund usually holds shares in fewer than 50 companies. The minimum 80% allocation may include ordinary shares, preference shares and convertibles.

Infrastructure companies include businesses in the following sectors: utilities, energy, transport, health, education, security, communications and transactions. Companies that derive more than 30% of their revenue from coal- fired and nuclear power are excluded from the investment universe, as are industries such as tobacco, alcohol, adult entertainment, gambling and controversial weapons. United Nations Global Compact principles on human rights, labour, environment and anti-corruption are also considered in the analysis of companies.

**Other investments:** The fund may invest in other funds and cash or assets that can be turned quickly into cash.

**Derivatives usage:** To reduce risk and costs.

**Strategy in brief:** The fund's stock selection is driven by in-depth analysis of individual infrastructure companies. The investment manager seeks to invest in businesses with excellent capital discipline and the potential for long-term dividend growth. Stocks with different drivers of dividend growth are selected to construct a portfolio that has the potential to cope in a variety of market conditions. The fund is expected to exhibit lower fluctuations in returns and offer a higher dividend yield than the MSCI ACWI Index, which is consistent with the characteristics of infrastructure securities. Sustainability considerations encompassing Environmental, Social and Governance (ESG) issues are fully integrated into the investment process.

**Benchmark:** MSCI ACWI Index

The benchmark is a target which the fund seeks to outperform. The index has been chosen as the fund's benchmark as it best reflects the scope of the fund's investment policy. The benchmark is used solely to measure the fund's performance and does not constrain the fund's portfolio construction.

The fund is actively managed. The fund manager has complete freedom in choosing which investments to buy, hold and sell in the fund. The fund's holdings may deviate significantly from the benchmark's constituents.

For unhedged and hedged share classes, the benchmark is shown in the share class currency.

**The following information can be found on the M&G website:**

- a [glossary](#) providing an explanation of some terms used in this document
- the Prospectus including the fund's objective and investment policy.

#### Other information


You can buy and sell shares in the fund on any business day. Instructions received before 12 noon will be dealt at that day's price.

Any income from the fund will be rolled up into the value of your investment.

In addition to the charges set out in the charges section, the fund will incur portfolio transaction costs which are paid from the assets of the fund. These may have a material impact on your returns.

**Recommendation:** This fund may not be appropriate for investors who plan to withdraw their money within 5 years.

### Risk and reward profile



■ The above risk and reward indicator is based on historical data and may not be a reliable indication of the future risk profile of this share class. This Share Class is categorised in risk class 6 because its Net Asset Value has shown high rises and falls in value historically.

■ The risk number shown is not guaranteed and may change over time.

■ The lowest risk number does not mean risk free.

**The main risks that could affect performance are set out below:**

■ The value and income from the fund's assets will go down as well as up. This will cause the value of your investment to fall as well as rise. There is no guarantee that the fund will achieve its objective and you may get back less than you originally invested.

■ The fund holds a small number of investments, and therefore a fall in the value of a single investment may have a greater impact than if it held a larger number of investments.

■ The fund can be exposed to different currencies. Movements in currency exchange rates may adversely affect the value of your investment.

■ Investing in emerging markets involves a greater risk of loss due to greater political, tax, economic, foreign exchange, liquidity and regulatory risks, among other factors. There may be difficulties in buying, selling, safekeeping or valuing investments in such countries.

■ Convertibles are subject to the risks associated with both bonds and company shares, and to risks specific to the asset class. Their value may change significantly depending on economic and interest rate conditions, the creditworthiness of the issuer and the performance of the underlying company shares. In addition, issuers of convertibles may fail to meet payment obligations and their credit ratings may be downgraded. Convertibles may also be harder to sell than the underlying company shares.

■ In exceptional circumstances where assets cannot be fairly valued, or have to be sold at a large discount to raise cash, we may temporarily suspend the fund in the best interest of all investors.

■ The fund could lose money if a counterparty with which it does business becomes unwilling or unable to repay money owed to the fund.

■ Operational risks arising from errors in transactions, valuation, accounting, and financial reporting, among other things, may also affect the value of your investments.

Further details of the risks that apply to the fund can be found in the fund's Prospectus at [www.mandg.co.uk/literature](http://www.mandg.co.uk/literature)



## Charges

The charges shown in the table are used to pay the costs of running the fund, including the costs of marketing and distributing it. These charges reduce the potential growth of your investment.

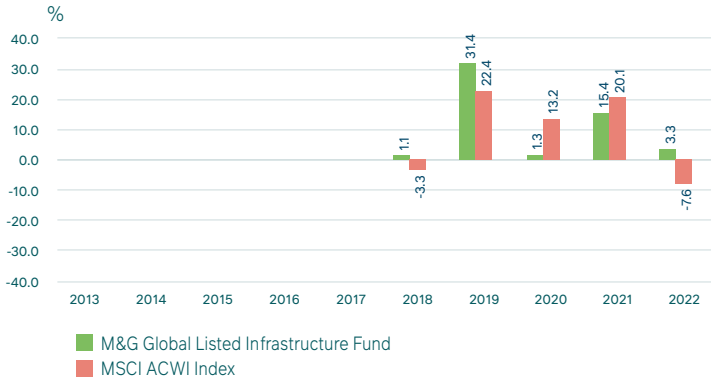
One-off charges taken before or after you invest	
Entry charge	0.00%
Exit charge	0.00%
This is the maximum that might be taken out of your money before it is invested or before the proceeds of your investment are paid out.	
Charges taken from the fund over a year	
Ongoing charge	0.90%
Charges taken from the fund under certain specific conditions	
Performance fee	None

The entry and exit charges shown are the maximum figures and, in some cases, you may pay less. You can find out the exact charges which apply to your investment by contacting your financial adviser or distributor or, if you have invested directly with us, you can contact us using the details given in the practical information section.

The ongoing charge is based on expenses for the period/year ending 30 September 2022. This figure may change from year to year. It excludes portfolio transaction costs. This figure includes extraordinary expenses and underlying charges for closed-ended-funds, such as investment trusts and Real Estate investment trusts.

For more information on charges, please see the relevant sections of the Prospectus at [www.mandg.co.uk/literature](http://www.mandg.co.uk/literature)

## Past performance



- Past performance is not a guide to future performance.
- Performance calculation includes UK taxes. It does not take into account the entry and exit charges but does take into account the ongoing charge and the Performance fee, as shown in the charges section.
- The fund launched on 05 October 2017 and the Sterling Class I Accumulation share class launched on 05 October 2017.
- Performance is calculated using Sterling Class I Accumulation shares.
- Benchmark performance has been calculated in GBP.

## Practical information

The depositary is NatWest Trustee and Depositary Services Limited.
For more information about this fund, please visit <a href="http://www.mandg.co.uk/literature">www.mandg.co.uk/literature</a> where you will find a copy of the Prospectus, Instrument of Incorporation and the latest annual or interim Investment Report and Financial Statements. These documents are in English and are available free of charge. Our website also provides other information such as share prices.
UK tax laws apply to the fund, and this may affect your personal tax position. Please speak to an adviser for more information.
M&G Securities Limited may be held liable solely on the basis of any statement contained in this document that is misleading, inaccurate or inconsistent with the relevant parts of the Prospectus for the fund.
The fund is a sub-fund of M&G Investment Funds (10), an umbrella Open Ended Investment Company (OEIC). The Prospectus, and annual or interim Investment Report and Financial Statements contain information about all of the sub-funds in M&G Investment Funds (10).
The assets of each sub-fund within the umbrella OEIC are segregated by law. This means that the assets belong exclusively to that sub-fund and shall not be used or made available to pay the debts of any other sub-fund or the umbrella OEIC.
You may switch between other sub-funds of M&G Investment Funds (10). An entry charge may apply. Details on switching are provided in the Important Information for Investors document and the fund's Prospectus, or by calling M&G Customer Relations on 0800 390 390.
Other share classes may exist for the fund as set out in the relevant Prospectus.
For up-to-date details of the staff remuneration policy that applies to M&G Securities Limited, including a description of how remuneration and benefits are calculated, the make-up of the remuneration committee, and the identities of persons responsible for awarding the remuneration and benefits, please visit <a href="http://www.mandg.co.uk/remuneration">www.mandg.co.uk/remuneration</a> . We will provide a paper copy of this information, free of charge, if you require one.

# Key Investor Information

This document provides you with key investor information about this Fund. It is not marketing material. The information is required by law to help you understand the nature and the risks of investing in this Fund. You are advised to read it so you can make an informed decision about whether to invest.

## M&G Global Sustain Paris Aligned Fund

a sub-fund of M&G Investment Funds (1)

Sterling Class I – Accumulation shares ISIN no. GB00B77HHZ62

Managed by M&G Securities Limited

### Objective and investment policy

The fund aims to:

- provide a combination of capital growth and income, net of the Ongoing Charge Figure, that is higher than that of the MSCI World Index over any five-year period; and
- invest in companies that contribute towards the Paris Agreement climate change goal.

**Core investment:** At least 80% of the fund is invested directly in the shares of companies, across any sector and of any size, from anywhere in the world. The fund is concentrated and usually holds shares in fewer than 40 companies. The fund invests in assets securities that meet the ESG Criteria and Sustainability Criteria. Norms-, sector- and/or values-based exclusions apply to investments. Investments via other funds or derivatives, and in cash or near cash, may be subject to different ESG Criteria and/or Sustainability Criteria.

**Other investments:** The fund may invest in other funds (including funds managed by M&G) and cash or assets that can be turned into cash quickly.

**Derivatives usage:** To reduce risk and costs.

**Strategy in brief:** The fund manager makes long-term investments in the shares of companies with sustainable business models. Companies expected to contribute to the global warming objectives of the Paris Agreement, by either having a Low and/or a Reducing Carbon Intensity, are selected. Low Carbon Intensity means a carbon intensity lower than 50% of the weighted average carbon intensity of the benchmark. Sustainability considerations are fully integrated into the investment process.

**Benchmark:** MSCI World Index

The benchmark is the target for the fund's financial objective and is used to measure the fund's financial performance. The index has been chosen as the fund's benchmark as it best reflects the financial aspects of the fund's investment policy.

The benchmark is also used to define what a Low Carbon Intensity company is. The fund manager considers the fund's weighted average carbon intensity against the benchmark when constructing the portfolio, but the benchmark does not otherwise constrain portfolio construction.

The fund is actively managed and within given constraints, the fund manager has freedom in choosing which investments to buy, hold and sell in the fund. The fund's holdings may deviate significantly from the benchmark's constituents, and as a result performance may deviate materially from the benchmark.

For unhedged and hedged share classes, the benchmark is shown in the share class currency.

**The following information can be found on the M&G website:**

- a [glossary](#) providing an explanation of some terms used in this document
- the Prospectus including the fund's objective and investment policy.
- The fund's ESG Criteria
- an Annual Report to assess the fund's non-financial objective, when available
- periodic reports on the fund's non-financial objective.

#### Other information


You can buy and sell shares in the fund on any business day. Instructions received before 12 noon will be dealt at that day's price.

Any income from the fund will be rolled up into the value of your investment.

In addition to the charges set out in the charges section, the fund will incur portfolio transaction costs which are paid from the assets of the fund. These can be higher when investing outside Europe.

Recommendation: This fund may not be appropriate for investors who plan to withdraw their money within 5 years.

### Risk and reward profile



■ The above risk and reward indicator is based on historical data and may not be a reliable indication of the future risk profile of this share class. This Share Class is categorised in risk class 5 because its Net Asset Value has shown medium to high rises and falls in value historically.

■ The risk number shown is not guaranteed and may change over time.

■ The lowest risk number does not mean risk free.

**The main risks that could affect performance are set out below:**

■ The value and income from the fund's assets will go down as well as up. This will cause the value of your investment to fall as well as rise. There is no guarantee that the fund will achieve its objective and you may get back less than you originally invested.

■ The fund holds a small number of investments, and therefore a fall in the value of a single investment may have a greater impact than if it held a larger number of investments.

■ The fund can be exposed to different currencies. Movements in currency exchange rates may adversely affect the value of your investment.

■ Investing in emerging markets involves a greater risk of loss due to greater political, tax, economic, foreign exchange, liquidity and regulatory risks, among other factors. There may be difficulties in buying, selling, safekeeping or valuing investments in such countries.

■ In exceptional circumstances where assets cannot be fairly valued, or have to be sold at a large discount to raise cash, we may temporarily suspend the fund in the best interest of all investors.

■ The fund could lose money if a counterparty with which it does business becomes unwilling or unable to repay money owed to the fund.

■ Operational risks arising from errors in transactions, valuation, accounting, and financial reporting, among other things, may also affect the value of your investments.

Further details of the risks that apply to the fund can be found in the fund's Prospectus at [www.mandg.co.uk/literature](http://www.mandg.co.uk/literature)

## Charges

The charges shown in the table are used to pay the costs of running the fund, including the costs of marketing and distributing it. These charges reduce the potential growth of your investment.

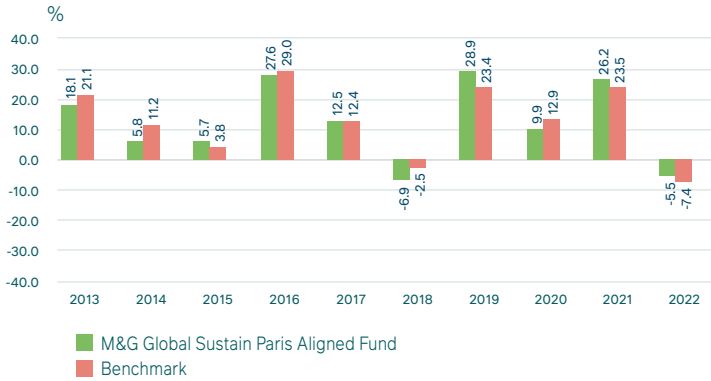
One-off charges taken before or after you invest	
Entry charge	0.00%
Exit charge	0.00%
This is the maximum that might be taken out of your money before it is invested or before the proceeds of your investment are paid out.	
Charges taken from the fund over a year	
Ongoing charge	0.90%
Charges taken from the fund under certain specific conditions	
Performance fee	None

The entry and exit charges shown are the maximum figures and, in some cases, you may pay less. You can find out the exact charges which apply to your investment by contacting your financial adviser or distributor or, if you have invested directly with us, you can contact us using the details given in the practical information section.

The ongoing charge is based on expenses for the period/year ending 31 August 2022. This figure may change from year to year. It excludes portfolio transaction costs. This figure includes extraordinary expenses and underlying charges for closed-ended-funds, such as investment trusts and Real Estate investment trusts.

For more information on charges, please see the relevant sections of the Prospectus at [www.mandg.co.uk/literature](http://www.mandg.co.uk/literature)

## Past performance



- Past performance is not a guide to future performance.
- Performance calculation includes UK taxes. It does not take into account the entry and exit charges but does take into account the ongoing charge and the Performance fee, as shown in the charges section.
- The fund launched on 19 December 1967 and the Sterling Class I Accumulation share class launched on 03 August 2012.
- Performance is calculated using Sterling Class I Accumulation shares.
- Benchmark performance has been calculated in GBP.
- The fund changed its name, investment objective and investment strategy – as reflected in the Objective and Investment Policy section on page 1 – on 31 August 2021. Prior to this date, the fund was named M&G Global Select Fund. Fund performance before this date was therefore achieved under different circumstances.

### Benchmark:

01 January 2013 to 31 December 2015 - MSCI ACWI Index  
01 January 2016 to 31 December 2022 - MSCI World Index

## Practical information

The depositary is NatWest Trustee and Depositary Services Limited.

For more information about this fund, please visit [www.mandg.co.uk/literature](http://www.mandg.co.uk/literature) where you will find a copy of the Prospectus, Instrument of Incorporation and the latest annual or interim Investment Report and Financial Statements. These documents are in English and are available free of charge. Our website also provides other information such as share prices.

UK tax laws apply to the fund, and this may affect your personal tax position. Please speak to an adviser for more information.

M&G Securities Limited may be held liable solely on the basis of any statement contained in this document that is misleading, inaccurate or inconsistent with the relevant parts of the Prospectus for the fund.

The fund is a sub-fund of M&G Investment Funds (1), an umbrella Open Ended Investment Company (OEIC). The Prospectus, and annual or interim Investment Report and Financial Statements contain information about all of the sub-funds in M&G Investment Funds (1).

The assets of each sub-fund within the umbrella OEIC are segregated by law. This means that the assets belong exclusively to that sub-fund and shall not be used or made available to pay the debts of any other sub-fund or the umbrella OEIC.

You may switch between other sub-funds of M&G Investment Funds (1). An entry charge may apply. Details on switching are provided in the Important Information for Investors document and the fund's Prospectus, or by calling M&G Customer Relations on 0800 390 390.

Other share classes may exist for the fund as set out in the relevant Prospectus.

For up-to-date details of the staff remuneration policy that applies to M&G Securities Limited, including a description of how remuneration and benefits are calculated, the make-up of the remuneration committee, and the identities of persons responsible for awarding the remuneration and benefits, please visit [www.mandg.co.uk/remuneration](http://www.mandg.co.uk/remuneration). We will provide a paper copy of this information, free of charge, if you require one.

This Fund is authorised in the UK and regulated by the Financial Conduct Authority. M&G Securities Limited is authorised in the UK and regulated by the Financial Conduct Authority.

This key investor information is accurate as at 16 February 2023.

This document provides you with key investor information about this fund. It is not marketing material. The information is required by law to help you understand the nature and the risks of investing in this fund. You are advised to read it so you can make an informed decision about whether to invest.

## Rathbone Ethical Bond Fund (I-class)

Fund Manager: Rathbone Unit Trust Management Limited

Accumulation units ISIN: GB00B77DQT14

Income units ISIN: GB00B7FQJT36

### Objectives and investment policy

We aim to deliver a greater total return than the Investment Association (IA) Sterling Corporate Bond sector, after fees, over any rolling five-year period. Total return means the return we receive from the value of our investments increasing (capital growth) plus the income we receive from our investments (interest payments). We use the IA Sterling Corporate Bond sector as a target for our fund's return because we aim to achieve a better return than the average of funds that are similar to ours.

We will invest at least 80% of our fund in corporate bonds with an investment-grade rating (AAA to BBB-), based on the average of the three largest rating agencies (Standard & Poor's, Moody's and Fitch). We can invest up to 20% of our fund in corporate bonds with a credit rating below BBB- or with no rating at all. Up to 10% of the fund can be invested directly in contingent convertible bonds. These specialist bonds, typically issued by banks and insurers, are forcibly replaced with shares if the issuer experiences heavy losses. At least 80% of the portfolio will be invested in sterling bonds or in overseas assets whose value we have hedged back to sterling. Hedging means we buy a financial instrument to swap the value of these assets into sterling to protect our investment from changes in the price of foreign currencies.

We actively manage our fund, which means we can choose what we invest in as long as it's in line with the investment objective and policy. Because of this, our fund's performance can diverge significantly from its benchmarks over shorter periods of time and therefore isn't appropriate for investors who plan to withdraw their money within five years.

Our fund's ethical and sustainability criteria are applied by Rathbone Greenbank Investments, an ethical research division of our company, which cannot be influenced by our fund managers. Companies are assessed against positive and negative social and environmental criteria.

For us to invest in a company, it must satisfy at least one of the following: strong employment practices, sustainable environmental practices or community engagement and commitment to human rights.

We do not invest in companies engaged in the following:

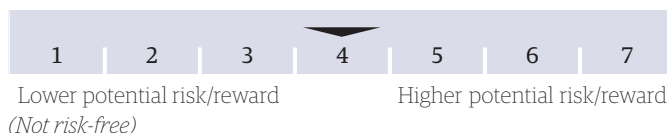
- Alcohol manufacturing
- Human rights abuses
- Poor employment practices
- Animal welfare violations
- Pornography
- Gambling
- Carbon-intensive industries
- Alcohol retail
- Nuclear power
- Polluting the environment
- Armaments
- Tobacco manufacturing

Our fund is designed for investors with a basic knowledge of bonds who seek income and growth. You should intend to invest for longer than five years, understand the risks of our fund and have the ability to bear a capital loss.

You can buy and sell units on each business day of the fund between 9am and 5pm.

The fund offers accumulation units (units in which any income payable by the fund is reinvested) and income units (units in which any income received in the fund will be paid to the unitholder).

### Risk and reward profile



This indicator is a measure of the fund's past volatility (the extent and rapidity of up-and-down movements of the value of an investment). It may not be a reliable indication of the fund's future risk. The risk category shown is not a target or a guarantee and may change over time.

The risk indicator for this fund reflects the following:

- The emphasis on income helps the manager to maintain a moderate risk profile for the fund.

The value of investments in the fund and the income from them may go down as well as up and you may not get back your original investment when you sell your units.

During unusual market conditions, the risks normally experienced by the fund may increase significantly, and in addition, the fund may be subject to the following risks:

**Counterparty risk:** A company that we deal with may renege on its obligations, costing you money.

**Currency risk:** We own assets valued in a currency other than sterling. Changes in the price of foreign currencies can result in gains or losses, even if underlying asset prices stay the same.

**Credit risk:** Bonds that we own can become more or less creditworthy and will fluctuate in value resulting in gains or losses. Bonds that we own may fail to meet their legal obligations, such as missing an interest payment. This is known as a 'default' and will result in a loss.

**Derivatives risk:** Sometimes we use financial contracts to reduce risk. There is a chance that these derivatives won't work in the way we intended, which could result in unexpected gains or losses.

**Liquidity risk:** Some assets held in this fund can be hard to sell, especially in times of market stress. This could mean that if we had a lot of money redeemed from our fund in a short period of time, we might not be able to meet our obligations. In this circumstance, we are able to suspend our fund until we could find a buyer for these assets. This would result in you being unable to access your money.

**Management risk:** People make the investment decisions for our fund. If they make unfavourable decisions, you could lose money.

**Operational risk:** We rely on complex systems to ensure that trades are completed, our fund's assets are accounted for and that you can buy or sell our fund. If our systems fail, you could be inconvenienced or lose money.

**Interest rate risk:** Most bonds pay us a fixed amount over an agreed period of time. If interest rates rise these bonds become less valuable and we may be locked into an unfavourable investment. If interest rates fall these bonds become more valuable.

## Charges for this fund

The fund manager receives an annual fee, which is included in the ongoing charges shown below. You may be eligible for lower entry charges than the maximum shown; ask your financial adviser. Ongoing charges are the same for all investors in the same class. The charges shown below are based on actual fees and expenses for the year ending 30 September 2021.

One-off charges taken before or after you invest:	
Entry charge	none
Exit charge	none
Charges taken from the fund over a year:	
Ongoing charges	0.66% (Acc units); 0.66% (Inc units)
Charges taken from the fund under specific conditions:	
Performance fee	none

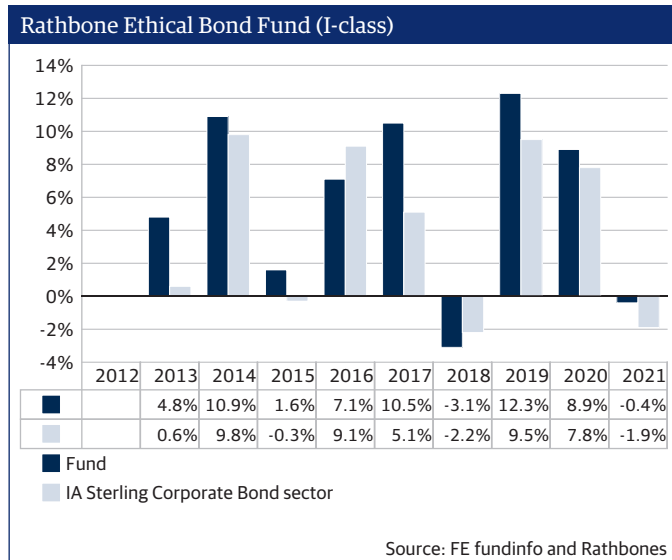
For more information about charges, please see the "Charges" section of the fund's Prospectus, available by calling the Information Line or emailing [rutm@rathbones.com](mailto:rutm@rathbones.com).

## Past performance

Basis of performance: Price performance based upon bid to bid prior to 21 January 2019 and single price (mid) thereafter.

Past performance is reported on a full calendar year basis.

Fund inception: 14 May 2002. I-class units were launched 1 March 2012.



Past performance should not be seen as an indication of future performance.

## Practical information

**Trustee:** NatWest Trustee and Depositary Services

**Additional information:** This Key Investor Information Document (KIID) may not contain all the information you need. For additional information on the fund (including the Supplementary Information Document), on other units of this fund and units/shares on other funds, or to obtain a free copy of the fund's Prospectus or the annual and semi-annual unitholder reports, call the Information Line or write to the registered office, at the address below. Alternatively, visit [rathbonefunds.com](http://rathbonefunds.com). The Prospectus and unitholder reports are in English.

For fund performance and most recent unit price, go to [rathbonefunds.com](http://rathbonefunds.com).

The up-to-date remuneration policy of the fund manager, including, but not limited to, a description of how remuneration and benefits are calculated, the identity of persons responsible for awarding the remuneration and benefits, including the composition of the remuneration committee, is available free of charge upon request at the fund manager's registered office. A summary thereof is available on [rathbonefunds.com/literature-item/remuneration-policy](http://rathbonefunds.com/literature-item/remuneration-policy).

**Tax:** Investors should note that the tax legislation that applies to the fund may have an impact on the personal tax position of their investment in the fund.

Contact your adviser to discuss tax treatment and the suitability of this investment.

**Notices:** Rathbone Unit Trust Management Limited may be held liable solely on the basis of any statement contained in this document that is misleading, inaccurate or inconsistent with the relevant parts of the Prospectus for the fund. The assets of each of our funds are segregated, meaning that each fund is insulated from any losses or claims associated with other funds.

**Address:** Rathbone Unit Trust Management Limited  
8 Finsbury Circus, London EC2M 7AZ

**Information line:** 020 7399 0399

**Telephone:** 020 7399 0000

**Facsimile:** 020 7399 0057

**Email:** [rutm@rathbones.com](mailto:rutm@rathbones.com)

**Website:** [rathbonefunds.com](http://rathbonefunds.com)

A member of the Rathbones Group. Registered No. 2376568

**Publication date:** This Key Investor Information Document is accurate as at 15 February 2022.

This fund and Rathbone Unit Trust Management Limited are authorised and regulated by the Financial Conduct Authority (FCA).



This document provides you with key investor information about this fund. It is not marketing material. The information is required by law to help you understand the nature and the risks of investing in this fund. You are advised to read it so you can make an informed decision about whether to invest.

## Royal London Ethical Bond Fund (Accumulation - Class M Shares)

A sub-fund of Royal London Bond Funds II ICVC ISIN: GB00BJ4KSX76  
Managed by Royal London Unit Trust Managers Limited

### Objectives and investment policy

**Objective** The Fund's investment objective is to achieve a total return (combination of capital growth and income) over the medium term (3-5 years) by investing at least 80% in sterling-denominated corporate bonds, which meet predetermined ethical criteria. The Fund's performance target is to outperform the Markit iBoxx Sterling Non-Gilt Total Return All Maturities GBP Index (the "Index") over rolling 5-year periods. For further information on the Fund's index, please refer to the Prospectus. The Fund is actively managed.

**Policy** At least 80% of the Fund will be invested in corporate bonds and in index linked corporate bonds, securitisations, supranational bonds, agency bonds, floating-rate notes and asset backed securities each denominated in sterling or hedged back to sterling. These investments which will generally be fixed-rate issues (bonds paying interest at an unchanging rate, rather than on an adjustable basis).

The remainder of the Fund's assets may be invested in a range of securities, including government bonds, preference shares, convertible bonds and bonds denominated in currencies other than sterling which are unhedged, other transferable securities, money market instruments and exchange-traded funds. Up to 10% of the Fund may be invested in other funds known as collective investment schemes, including those managed by Royal London Unit Trust Managers Limited or another Royal London Group company. The Fund may also invest hold a small amount of its portfolio in derivatives (investments that derive their value from another closely related underlying investment) for the purposes of efficient portfolio management. Cash is unlikely to exceed 5% of assets.

**Recommendation** The Fund may not be appropriate for investors who plan to withdraw their money within 5 years.

### Concepts to understand

**Bonds** are defined as fixed-income investments issued as debt by companies and public bodies to raise finance. Investors in bonds receive a previously agreed, non-variable interest payment until the investment matures. Corporate bonds are those issued by companies to raise finance.

**Total Return** A total return is a combination of capital growth and income. Capital growth is defined as the rise in an investment's value over time and income as the payment an investment generates, such as dividends or bond coupons.

**Rolling 5 Year Period** A rolling 5-year period is any period of five years, no matter which day you start on.


**Hedged** Hedging reduces risk by protecting an investment with another related investment.

**Efficient Portfolio Management** A list of approved investment techniques, including the use of derivatives, used to protect against excessive risk, reduce cost or generate extra income or growth.

*You can buy and sell your shares on each working day, except public holidays, at 12:00 noon if you tell us before 12:00 noon that you want to do so. Instructions received after 12:00 noon will be processed at 12:00 noon on the following working day.*

Other share classes may be available as described in the Prospectus. If this is an income share class, any income will be paid out to you. If this is an accumulation share class, any income will be reinvested in the Fund.

### Risk and reward profile



The fund is shown in risk category 4 because its simulated price has shown a medium level of volatility historically. The Fund was formed by merger and the SRRI was calculated using historic data from the merging fund and may not be a reliable indicator of the future risk profile of the fund. As an investment, bonds are typically more volatile than money market instruments but less volatile than shares. Bonds issued by corporations are typically more volatile than bonds issued by governments. The risk and reward indicator is not a measure of the expected rise or fall in capital but shows how sharply the Fund's share price has gone up and down historically.

A fund whose share price has experienced sharp or large increases or decreases will sit in a higher risk category, whereas a fund whose share price has experienced small or gradual increases or decreases will sit in a lower risk category.

The indicator is calculated using a standard methodology derived from EU rules.

The risk/reward indicator is an estimate and not a guarantee. Going forward, the Fund's actual volatility could be higher or lower, and its rated risk/reward profile could change. The lowest risk category does not mean the investment is risk free.

The risk indicator does not adequately capture the following risks, which are materially relevant to the Fund:

**Investment Risk** The value of investments and any income from them may go down as well as up and is not guaranteed. Investors may not get back the amount invested.

**Charges from Capital Risk** Charges are taken from the capital of the Fund. Whilst this increases the yield, it also has the effect of reducing the potential for capital growth.

**Counterparty Risk** The insolvency of any institutions providing services such as safekeeping of assets or acting as counterparty to derivatives or other instruments, may expose the Fund to financial loss.

**Credit Risk** Should the issuer of a fixed income security become unable to make income or capital payments, or their rating is downgraded, the value of that investment will fall. Fixed income securities that have a lower credit rating can pay a higher level of income and have an increased risk of default.

**EPM Techniques** The Fund may engage in EPM techniques including holdings of derivative instruments. Whilst intended to reduce risk, the use of these instruments may expose the Fund to increased price volatility.

**Interest Rate Risk** Fixed interest securities are particularly affected by trends in interest rates and inflation. If interest rates go up, the value of capital may fall, and vice versa. Inflation will also decrease the real value of capital.

**Liquidity Risk** In difficult market conditions the value of certain fund investments may be difficult to value and harder to sell, or sell at a fair price, resulting in unpredictable falls in the value of your holding.

## Charges

The charges you pay are used to pay the costs of running the Fund, including the costs of marketing and distributing the Fund. These charges reduce the potential growth of the investment.

### One-off charges taken before or after you invest:

Entry charge	None
--------------	------

Exit charge	None
-------------	------

### Charges taken from the fund over a year:

Ongoing charge	0.55%
----------------	-------

### Charges taken from the fund under specific conditions:

Performance fee	None
-----------------	------

The entry and exit charge is the maximum that might be taken out of your money before it is invested or before the proceeds of your investment are paid out.

The ongoing charges figure is based on expenses as at 31 December 2021. This figure may vary from year to year and does not include portfolio transaction costs. Ongoing charges are the same for all investors. The annual report for each financial year will include details on the exact charges made.

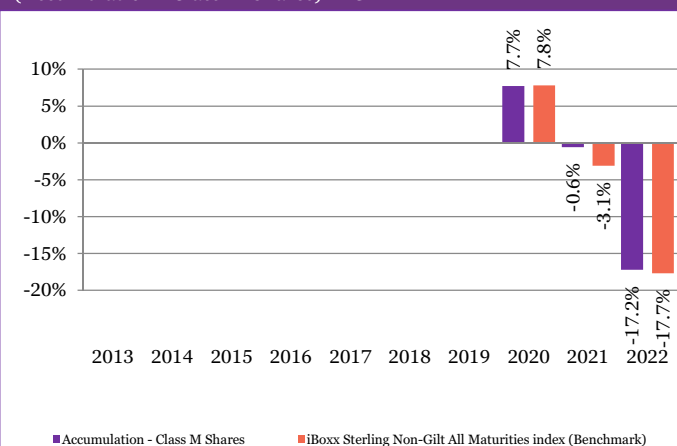
## Past performance

The graph shows fund performance over the past 5 years where available. The figure for a given year shows how much the Fund increased or decreased in value during that year. These results reflect ongoing charges taken from the Fund, but do not reflect any entry charges you might have to pay.

The Fund was launched on 12 April 2019 and the share class on 12 April 2019. The performance shown below is that of the merging fund. The merging fund had the same investment objectives and policy as this fund.

The Fund was formed by a merger on 12 April 2019.

The Royal London Ethical Bond Fund  
(Accumulation - Class M Shares) in GBP



Source: RLAM and DataStream as at 31 December 2022

Past performance is not a guide to future performance and may not be repeated.

The chart shows performance in British pounds after the ongoing charges and the portfolio transaction costs have been paid. Entry and exit charges are excluded from calculations of past performance.

## Practical information

**Depository:** HSBC Bank plc

**Additional Information:** This Key Investor Information Document (KIID) may not contain all the information you need. For additional information on this fund (including the Supplementary Information Document), on other share classes of this fund and on other funds, or to obtain a free copy of the Fund's Prospectus or the annual and semi-annual shareholder reports, call the information line or write to the registered office, details of which are below. Alternatively, visit [www.rlam.co.uk](http://www.rlam.co.uk). The Prospectus and shareholder reports are in English.

This document describes one share class of the Fund. The Prospectus and annual and semi-annual shareholder reports are prepared for the entire fund across all share classes.

For fund performance and most recent share price, visit [www.rlam.co.uk](http://www.rlam.co.uk).

Should you wish to switch share classes or funds, please see the "Switching" section of the Prospectus for details.

**Tax:** Investors should note that the tax legislation that applies to the Fund may have an impact on the personal tax position of their investment in the Fund. Contact your adviser to discuss tax treatment, suitability of this investment, and other questions.

**Notices:** Royal London Unit Trust Managers Limited may be held liable solely on the basis of any statement contained in this document that is misleading, inaccurate or inconsistent with the relevant parts of the Prospectus.

The Prospectus and long reports (shareholder reports) are prepared for the entire company. The assets and liabilities of each sub-fund are segregated by law. Therefore, the assets of the Fund belong exclusively to it and are not available to meet the liabilities of any other fund of Royal London Bond Funds II ICVC.

The Fund is authorised in the United Kingdom and regulated by the Financial Conduct Authority, Royal London Unit Trust Managers Limited is authorised and regulated by the Financial Conduct Authority.

Details of the Company's remuneration policy are available at [www.rlam.co.uk](http://www.rlam.co.uk) including: (a) a description of how remuneration and benefits are calculated; and (b) the identities of persons responsible for awarding remuneration and benefits. A paper copy of these details may be obtained, free of charge, on request from the Company, at the address below.

**Address:** Royal London Asset Management  
55 Gracechurch Street, London EC3V 0RL

**Telephone:** 03456 04 04 04

**Website:** [www.rlam.co.uk](http://www.rlam.co.uk)  
A member of the Investment Association

**Publication Date:** This Key Investor Information is accurate as at 27 February 2023

This document provides you with key investor information about this fund. It is not marketing material. The information is required by law to help you understand the nature and the risks of investing in this fund. You are advised to read it so you can make an informed decision about whether to invest.

## Royal London Sustainable Leaders Trust (Accumulation - Class C Shares)

ISIN: GB00B7V23Z99  
Managed by RLUM Limited

### Objectives and investment policy

**Objective** The Fund's investment objective is to achieve capital growth over the medium term (3-5 years) by investing at least 80% in the shares of UK companies listed on the London Stock Exchange that are deemed to make a positive contribution to society. Investments in the Fund will adhere to the Manager's ethical and sustainable investment policy.

The Fund's performance target is to outperform, after the deduction of charges, the FTSE All-Share Index (the "Index") over a rolling 5-year period. For further information on the Fund's index, please refer to the Prospectus. The Fund is actively managed.

**Policy** At least 80% of the Fund will be invested in shares of UK companies which are listed on the London Stock Exchange. Where the manager believes it is in the best interests of the Fund, they may invest up to 20% of the Fund's assets in shares of overseas companies.

The Fund focuses on the sustainability of the products and services of the companies it invests in, as well as their standards of environmental, social & governance (ESG) management, alongside financial analysis. For further details of the Manager's ethical and sustainable investment policy please refer to the Prospectus.

Investors can view the current policy at

<https://www.royallondon.com/existing-customers/yourproducts/manage-your-isa-or-unit-trust/rlum-isa-overview/>.

The Fund may invest up to 10% in other investment funds, known as collective investment schemes. Typically only a small portion of assets will be invested in cash.

The Fund may also invest a small amount of its portfolio in derivatives (investments that derive their value from another closely related underlying investment) for efficient portfolio management (EPM).

**Recommendation** This Fund may not be appropriate for investors who plan to withdraw their money within five years. You should aim to keep your units for at least five years, although you can sell them at any time.

### Concepts to understand

**Capital Growth** The rise in an investment's value over time.

**5-Year Rolling Period** Any period of five years, no matter which day you start on.

**Environmental, social and governance** A list of predefined criteria that determines how a company operates in terms of sustainability and overall corporate governance.

**Efficient Portfolio Management** A list of approved investment techniques, including the use of derivatives, used to protect against excessive risk, reduce cost or generate extra income or growth.

*You can buy and sell your shares on each working day, except public holidays, at 12:00 noon if you tell us before 12:00 noon that you want to do so. Instructions received after 12:00 noon will be processed at 12:00 noon on the following working day.*

Other share classes may be available as described in the Prospectus. If this is an income share class, any income will be paid out to you. If this is an accumulation share class, any income will be reinvested in the Fund.

### Risk and reward profile



Typically lower rewards

Typically higher rewards

The fund is shown in risk category 6 because its unit price has shown a high level of volatility historically. The indicator has been calculated using historical data and may not be a reliable indication of the future risk profile of the Fund. As an investment, shares are typically more volatile than money market instruments and bonds. The indicator has been calculated using historical data and may not be a reliable indication of the future risk profile of the Fund. This Fund has historically been primarily invested in shares.

The risk and reward indicator is not a measure of the expected rise or fall in capital but shows how sharply the Fund's share price has gone up and down historically.

A fund whose share price has experienced sharp or large increases or decreases will sit in a higher risk category, whereas a fund whose share price has experienced small or gradual increases or decreases will sit in a lower risk category. The indicator is calculated using a standard methodology derived from EU rules.

The risk/reward indicator is an estimate and not a guarantee. Going forward, the Fund's actual volatility could be higher or lower, and its rated risk/reward profile could change. The lowest risk category does not mean the investment is risk free.

The risk indicator does not adequately capture the following risks, which are materially relevant to the Fund:

**Investment Risk** The value of investments and any income from them may go down as well as up and is not guaranteed. Investors may not get back the amount invested.

**Concentration risk** The price of Funds that invest in a reduced number of holdings, sectors, or geographical areas may be more heavily affected by events that influence the stockmarket and therefore more volatile.

**EPM Techniques** The Fund may engage in EPM techniques including holdings of derivative instruments. Whilst intended to reduce risk, the use of these instruments may expose the Fund to increased price volatility.

**Exchange Rate Risk** Investing in assets denominated in a currency other than the base currency of the Fund means the value of the investment can be affected by changes in exchange rates.

**Counterparty Risk** The insolvency of any institutions providing services such as safekeeping of assets or acting as counterparty to derivatives or other instruments, may expose the Fund to financial loss.

**Responsible Investment Risk** The Fund can only invest in holdings that demonstrate compliance with certain sustainable indicators or ESG characteristics. This reduces the number of securities in which the Fund can invest and there may as a result be occasions where it forgoes more strongly performing investment opportunities, potentially underperforming non-sustainable funds.

## Charges

The charges you pay are used to pay the costs of running the Fund, including the costs of marketing and distributing the Fund. These charges reduce the potential growth of the investment.

### One-off charges taken before or after you invest:

Entry charge	None
--------------	------

Exit charge	None
-------------	------

### Charges taken from the fund over a year:

Ongoing charge	0.76%
----------------	-------

### Charges taken from the fund under specific conditions:

Performance fee	None
-----------------	------

The entry and exit charge is the maximum that might be taken out of your money before it is invested or before the proceeds of your investment are paid out.

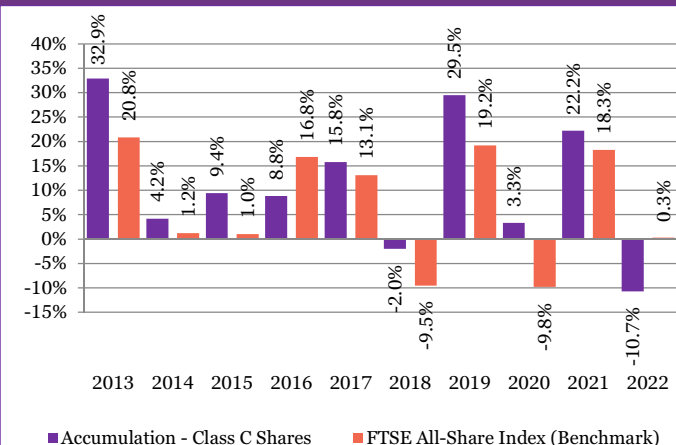
The ongoing charges figure is based on expenses as at 31 December 2022. This figure may vary from year to year and does not include portfolio transaction costs. Ongoing charges are the same for all investors.

## Past performance

The graph shows fund performance over the past 10 years where available. The figure for a given year shows how much the Fund increased or decreased in value during that year. These results reflect ongoing charges taken from the Fund, but do not reflect any entry charges you might have to pay.

The Fund was launched on 29 May 1990 and the share class on 4 December 2012.

The Royal London Sustainable Leaders Trust  
(Accumulation - Class C Shares) in GBP



Source: RLAM and DataStream as at 31 December 2022

Past performance is not a guide to future performance and may not be repeated.

The chart shows performance in British pounds after the ongoing charges and the portfolio transaction costs have been paid. Entry and exit charges are excluded from calculations of past performance.

## Practical information

**Trustee:** HSBC Bank plc

**Additional Information:** This Key Investor Information Document (KIID) may not contain all the information you need. For additional information on the Fund (including the Supplementary Information Document), on other share classes of this Fund and on other funds, or to obtain a free copy of the Fund's Prospectus or the annual and semi-annual shareholder reports, call the information line or write to Royal London Asset Management Limited, details of which are below. Alternatively, visit [www.rlam.co.uk](http://www.rlam.co.uk). The Prospectus and shareholder reports are in English.

This KIID describes one share class of the Fund. The Prospectus and annual and semi-annual shareholder reports are prepared for the entire Fund across all share classes.

For fund performance and most recent share price, visit [www.rlam.co.uk](http://www.rlam.co.uk).

Should you wish to switch share classes or funds, please see the "Switching" section of the Prospectus for details.

**Tax:** Investors should note that the tax legislation that applies to the Fund may have an impact on the personal tax position of their investment in the Fund.

Contact your adviser to discuss tax treatment, suitability of this investment, and other questions.

**Notices:** RLUM Limited may be held liable solely on the basis of any statement contained in this document that is misleading, inaccurate or inconsistent with the relevant parts of the Prospectus for the Fund.

Details of the Company's remuneration policy are available at [www.rlam.co.uk](http://www.rlam.co.uk) including: (a) a description of how remuneration and benefits are calculated; and (b) the identities of persons responsible for awarding remuneration and benefits. A paper copy of these details may be obtained, free of charge, on request from the Company, at the address below.

This Fund is authorised in the United Kingdom and regulated by the Financial Conduct Authority (FCA).

**Address:** Royal London Asset Management  
55 Gracechurch Street, London EC3V 0RL

**Telephone:** 0800 195 1000

**Website:** [www.rlam.co.uk](http://www.rlam.co.uk)  
A member of the Investment Association

**Publication Date:** This Key Investor Information is accurate as at 15 February 2023



This document provides you with key investor information about this fund. It is not marketing material. The information is required by law to help you understand the nature and the risks of investing in this fund. You are advised to read it so you can make an informed decision about whether to invest.

## Royal London Sustainable Managed Income Trust (Accumulation - Class C Shares)

ISIN: GB00B8HNKY10  
Managed by RLUM Limited

### Objectives and investment policy

**Objective** The Fund's investment objective is to achieve an income over a 12-month period that consistently exceeds typical cash deposit rates (measured by SONIA), paid out on a monthly basis, by predominantly investing in sterling-denominated bonds that are deemed to make a positive contribution to society.

Investments in the Fund will adhere to the Manager's ethical and sustainable investment policy. The Fund is actively managed.

**Policy** Typically, 80% of the Fund's assets will be invested in a diversified portfolio of sterling-denominated bonds or bonds hedged back to sterling (there is no formal restriction).

The remainder of the Fund's assets may be invested in a range of securities, including government bonds, index-linked bonds, securitisations, supranational bonds, agency bonds, preference shares, floating-rate notes, asset-backed securities and bonds denominated in currencies other than sterling.

The Fund focuses on the sustainability of the products and services of the companies it invests in, as well as their standards of environmental, social & governance (ESG) management, alongside financial analysis. For further details of the Manager's ethical and sustainable investment policy please refer to the Prospectus. Investors can view the current policy at

<https://www.royallondon.com/existing-customers/yourproducts/manage-your-isa-or-unit-trust/rlum-isa-overview/>.

The Fund may invest up to 10% in other investment funds, known as collective investment schemes. Typically only a small portion of assets will be invested in cash.

The Fund may also invest a small amount of its portfolio in derivatives (investments that derive their value from another closely related underlying investment) for investment purposes and efficient portfolio management (EPM).

**Recommendation** This Fund may not be appropriate for investors who plan to withdraw their money within five years. You should aim to keep your units for at least five years, although you can sell them at any time.

### Concepts to understand

**Income** Income is defined as the payment an investment generates, such as dividends or bond coupons.

**Bonds** are defined as fixed-income investments issued as debt by companies and public bodies to raise finance. Investors in bonds receive a previously agreed, non-variable interest payment until the investment matures. Corporate bonds are those issued by companies to raise finance.

**Environmental, social and governance** A list of predefined criteria that determines how a company operates in terms of sustainability and overall corporate governance.

**Efficient Portfolio Management** A list of approved investment techniques, including the use of derivatives, used to protect against excessive risk, reduce cost or generate extra income or growth.

*You can buy and sell your shares on each working day, except public holidays, at 12:00 noon if you tell us before 12:00 noon that you want to do so. Instructions received after 12:00 noon will be processed at 12:00 noon on the following working day.*

Other share classes may be available as described in the Prospectus. If this is an income share class, any income will be paid out to you. If this is an accumulation share class, any income will be reinvested in the Fund.

### Risk and reward profile

1	2	3	4	5	6	7
---	---	---	---	---	---	---

Lower risk

Higher risk



Typically lower rewards

Typically higher rewards

The fund is shown in risk category 4 because its unit price has shown a medium level of volatility historically. The indicator has been calculated using historical data and may not be a reliable indication of the future risk profile of the Fund. As an investment, bonds are typically more volatile than money market instruments but less volatile than shares. Bonds issued by corporations are typically more volatile than bonds issued by governments.

This Fund invests in bonds but doesn't invest in shares.

The risk and reward indicator is not a measure of the expected rise or fall in capital but shows how sharply the Fund's share price has gone up and down historically.

A fund whose share price has experienced sharp or large increases or decreases will sit in a higher risk category, whereas a fund whose share price has experienced small or gradual increases or decreases will sit in a lower risk category.

The indicator is calculated using a standard methodology derived from EU rules. The risk/reward indicator is an estimate and not a guarantee. Going forward, the Fund's actual volatility could be higher or lower, and its rated risk/reward profile could change. The lowest risk category does not mean the investment is risk free.

The risk indicator does not adequately capture the following risks, which are materially relevant to the Fund:

**Investment Risk** The value of investments and any income from them may go down as well as up and is not guaranteed. Investors may not get back the amount invested.

**Concentration risk** The price of Funds that invest in a reduced number of holdings, sectors, or geographical areas may be more heavily affected by events that influence the stockmarket and therefore more volatile.

**Credit Risk** Should the issuer of a fixed income security become unable to make income or capital payments, or their rating is downgraded, the value of that investment will fall. Fixed income securities that have a lower credit rating can pay a higher level of income and have an increased risk of default.

**Derivative Risk** Derivatives are highly sensitive to changes in the value of the underlying asset which can increase both Fund losses and gains. The impact to the Fund can be greater where they are used in an extensive or complex manner, where the Fund could lose significantly more than the amount invested in derivatives.

**EPM Techniques** The Fund may engage in EPM techniques including holdings of derivative instruments. Whilst intended to reduce risk, the use of these instruments may expose the Fund to increased price volatility.

**Interest Rate Risk** Fixed interest securities are particularly affected by trends in interest rates and inflation. If interest rates go up, the value of capital may fall, and vice versa. Inflation will also decrease the real value of capital.

**Liquidity Risk** In difficult market conditions the value of certain fund investments may be difficult to value and harder to sell, or sell at a fair price, resulting in unpredictable falls in the value of your holding.

**Counterparty Risk** The insolvency of any institutions providing services such as safekeeping of assets or acting as counterparty to derivatives or other instruments, may expose the Fund to financial loss.

**Responsible Investment Risk** The Fund can only invest in holdings that demonstrate compliance with certain sustainable indicators or ESG characteristics. This reduces the number securities in which the Fund can invest and there may as a result be occasions where it forgoes more strongly performing investment opportunities, potentially underperforming non-sustainable funds.



## Charges

The charges you pay are used to pay the costs of running the Fund, including the costs of marketing and distributing the Fund. These charges reduce the potential growth of the investment.

### One-off charges taken before or after you invest:

**Entry charge** None

**Exit charge** None

### Charges taken from the fund over a year:

**Ongoing charge** 0.59%

### Charges taken from the fund under specific conditions:

**Performance fee** None

The entry and exit charge is the maximum that might be taken out of your money before it is invested or before the proceeds of your investment are paid out.

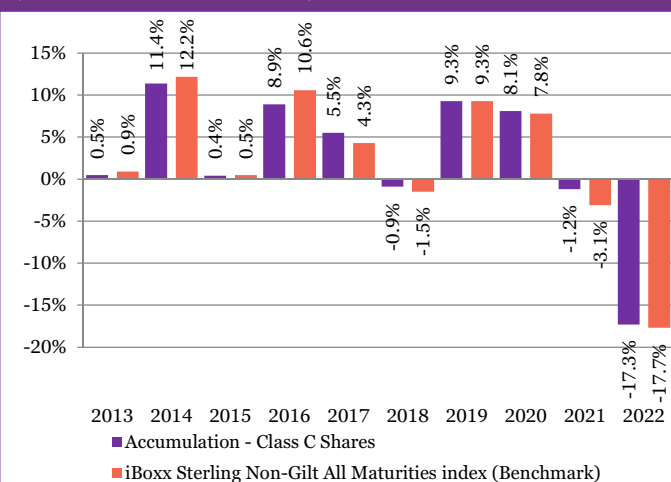
The ongoing charges figure is based on expenses as at 31 December 2022. This figure may vary from year to year and does not include portfolio transaction costs. Ongoing charges are the same for all investors.

## Past performance

The graph shows fund performance over the past 10 years where available. The figure for a given year shows how much the Fund increased or decreased in value during that year. These results reflect ongoing charges taken from the Fund, but do not reflect any entry charges you might have to pay.

The Fund was launched on 7 December 2012 and the share class on 7 December 2012.

The Royal London Sustainable Managed Income Trust  
(Accumulation - Class C Shares) in GBP



Past performance is not a guide to future performance and may not be repeated.

The chart shows performance in British pounds after the ongoing charges and the portfolio transaction costs have been paid. Entry and exit charges are excluded from calculations of past performance.

## Practical information

**Trustee:** HSBC Bank plc

**Additional Information:** This Key Investor Information Document (KIID) may not contain all the information you need. For additional information on the Fund (including the Supplementary Information Document), on other share classes of this Fund and on other funds, or to obtain a free copy of the Fund's Prospectus or the annual and semi-annual shareholder reports, call the information line or write to Royal London Asset Management Limited, details of which are below. Alternatively, visit [www.rlam.co.uk](http://www.rlam.co.uk). The Prospectus and shareholder reports are in English.

This KIID describes one share class of the Fund. The Prospectus and annual and semi-annual shareholder reports are prepared for the entire Fund across all share classes.

For fund performance and most recent share price, visit [www.rlam.co.uk](http://www.rlam.co.uk).

Should you wish to switch share classes or funds, please see the "Switching" section of the Prospectus for details.

**Tax:** Investors should note that the tax legislation that applies to the Fund may have an impact on the personal tax position of their investment in the Fund.

Contact your adviser to discuss tax treatment, suitability of this investment, and other questions.

**Notices:** RLUM Limited may be held liable solely on the basis of any statement contained in this document that is misleading, inaccurate or inconsistent with the relevant parts of the Prospectus for the Fund.

Details of the Company's remuneration policy are available at [www.rlam.co.uk](http://www.rlam.co.uk) including: (a) a description of how remuneration and benefits are calculated; and (b) the identities of persons responsible for awarding remuneration and benefits. A paper copy of these details may be obtained, free of charge, on request from the Company, at the address below.

This Fund is authorised in the United Kingdom and regulated by the Financial Conduct Authority (FCA).

**Address:** Royal London Asset Management  
55 Gracechurch Street, London EC3V 0RL

**Telephone:** 0800 195 1000

**Website:** [www.rlam.co.uk](http://www.rlam.co.uk)  
A member of the Investment Association

**Publication Date:** This Key Investor Information is accurate as at 15 February 2023

This document provides you with key investor information about this fund. It is not marketing material. The information is required by law to help you understand the nature and the risks of investing in this fund. You are advised to read it so you can make an informed decision about whether to invest.

## Royal London UK Core Equity Tilt Fund (Accumulation - Class Z Shares)

A sub-fund of Royal London Equity Funds ICVC      ISIN: GB00B523MH29  
Managed by Royal London Unit Trust Managers Limited

### Objectives and investment policy

**Objective** The Fund's investment objective is to deliver capital growth and income over the medium term (3-5 years), by primarily investing in shares of the 350 largest companies by market capitalisation listed on the London Stock Exchange, and incorporating responsible investment and environmental, social & governance insights into the investment process. The Fund's performance target is to deliver the performance, after the deduction of charges, of the FTSE 350 Total Return GBP Index over rolling 3-year periods.

The Fund will seek to achieve carbon intensity of at least 10% lower than that of the Index whilst also considering a company's ability and willingness to transition and contribute to a lower carbon economy.

**Policy** The Fund will invest at least 70% of its assets in shares of companies that belong to the Index. The Fund's manager, however, will typically invest around 90% of the Fund's asset in companies that belong to the Index.

The Fund's portfolio is systematically invested to deliver the objective while controlling relative risk. The active risk (in relation to the benchmark is not expected to exceed 1% per annum. The manager uses proprietary systems and its expertise to inform investment decisions.

The Fund will seek to achieve an improved ESG profile than the Index by focusing on: Superior corporate governance; lower social risk and higher social value; and superior environmental risk-reward.

Further information on the investment process for the Fund is available in the RLAM Equity Tilt Investment Fund Process Disclosure document on the RLAM website at [www.rlam.co.uk/policy](http://www.rlam.co.uk/policy).

A limited amount of the Fund's assets may be held in other transferable securities, including government and public securities, and deposits.

**Recommendation** The Fund may not be appropriate for investors who plan to withdraw their money within 5 years.

### Concepts to understand

**Capital Growth** Capital growth is defined as the rise in an investment's value over time.

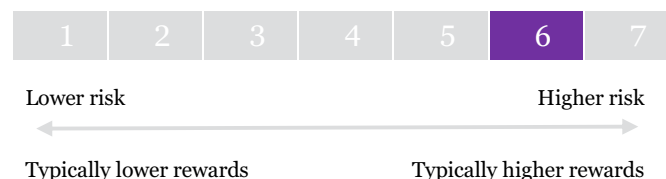
**Market Capitalisation** Market capitalisation is the number of a company's shares multiplied by their value.

**Efficient Portfolio Management** A list of approved investment techniques, including the use of derivatives, used to protect against excessive risk, reduce cost or generate extra income or growth.

*You can buy and sell your shares on each working day, except public holidays, at 12:00 noon if you tell us before 12:00 noon that you want to do so. Instructions received after 12:00 noon will be processed at 12:00 noon on the following working day.*

Other share classes may be available as described in the Prospectus. If this is an income share class, any income will be paid out to you. If this is an accumulation share class, any income will be reinvested in the Fund.

### Risk and reward profile



The fund is shown in risk category 6 because its share price has shown a high level of volatility historically. The indicator has been calculated using historical data and may not be a reliable indication of the future risk profile of the Fund. As an investment, shares are typically more volatile than money market instruments and bonds.

The risk and reward indicator is not a measure of the expected rise or fall in capital but shows how sharply the Fund's share price has gone up and down historically.

A fund whose share price has experienced sharp or large increases or decreases will sit in a higher risk category, whereas a fund whose share price has experienced small or gradual increases or decreases will sit in a lower risk category.

The indicator is calculated using a standard methodology derived from EU rules.

The risk/reward indicator is an estimate and not a guarantee. Going forward, the Fund's actual volatility could be higher or lower, and its rated risk/reward profile could change. The lowest risk category does not mean the investment is risk free.

The risk indicator does not adequately capture the following risks, which are materially relevant to the Fund:

**Investment Risk** The value of investments and any income from them may go down as well as up and is not guaranteed. Investors may not get back the amount invested.

**EPM Techniques** The Fund may engage in EPM techniques including holdings of derivative instruments. Whilst intended to reduce risk, the use of these instruments may expose the Fund to increased price volatility.

**Liquidity Risk** In difficult market conditions the value of certain fund investments may be difficult to value and harder to sell, or sell at a fair price, resulting in unpredictable falls in the value of your holding.

**Counterparty Risk** The insolvency of any institutions providing services such as safekeeping of assets or acting as counterparty to derivatives or other instruments, may expose the Fund to financial loss.

## Charges

The charges you pay are used to pay the costs of running the Fund, including the costs of marketing and distributing the Fund. These charges reduce the potential growth of the investment.

### One-off charges taken before or after you invest:

**Entry charge** None

**Exit charge** None

### Charges taken from the fund over a year:

**Ongoing charge** 0.10%

### Charges taken from the fund under specific conditions:

**Performance fee** None

The entry and exit charge is the maximum that might be taken out of your money before it is invested or before the proceeds of your investment are paid out.

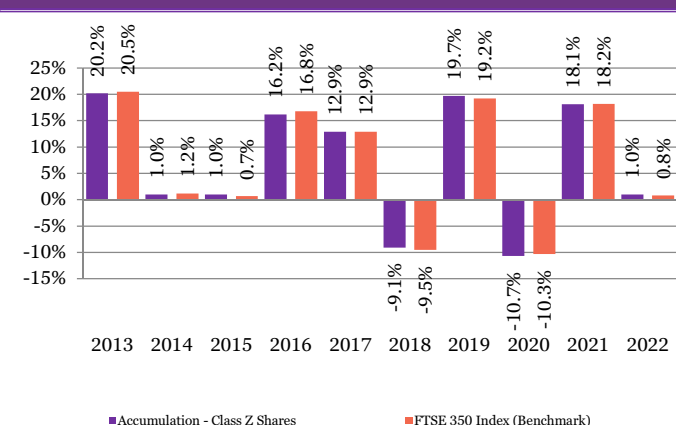
Ongoing charge is based on the Fund Management Fee (FMF), which is the periodic fee paid to the ACD to cover the expenses of the Fund. This figure does not include portfolio transaction costs. Ongoing charges are the same for all investors in the share class.

## Past performance

The graph shows fund performance over the past 10 years where available. The figure for a given year shows how much the Fund increased or decreased in value during that year. These results reflect ongoing charges taken from the Fund, but do not reflect any entry charges you might have to pay.

The Fund was launched on 20 July 2007 as a unit trust and converted to an open-ended investment company (OEIC) on 26 February 2010. The share class launched on 20 July 2007.

The Royal London UK Core Equity Tilt Fund  
(Accumulation - Class Z Shares) in GBP



Source: RLAM and DataStream as at 31 December 2022

Past performance is not a guide to future performance and may not be repeated.

The chart shows performance in British pounds after the ongoing charges and the portfolio transaction costs have been paid. Entry and exit charges are excluded from calculations of past performance.

There was a material change to the Fund's investment objective and policy on 9 August 2021 and therefore the performance prior to this date was achieved under circumstances that no longer apply.

## Practical information

**Depositary:** HSBC Bank plc

**Additional Information:** This Key Investor Information Document (KIID) may not contain all the information you need. For additional information on this fund (including the Supplementary Information Document), on other share classes of this fund and on other funds, or to obtain a free copy of the Fund's Prospectus or the annual and semi-annual shareholder reports, call the information line or write to the registered office, details of which are below. Alternatively, visit [www.rlam.co.uk](http://www.rlam.co.uk). The Prospectus and shareholder reports are in English.

This document describes one share class of the Fund. The Prospectus and annual and semi-annual shareholder reports are prepared for the entire fund across all share classes.

For fund performance and most recent share price, visit [www.rlam.co.uk](http://www.rlam.co.uk).

Should you wish to switch share classes or funds, please see the "Switching" section of the Prospectus for details.

**Tax:** Investors should note that the tax legislation that applies to the Fund may have an impact on the personal tax position of their investment in the Fund. Contact your adviser to discuss tax treatment, suitability of this investment, and other questions.

**Notices:** Royal London Unit Trust Managers Limited may be held liable solely on the basis of any statement contained in this document that is misleading, inaccurate or inconsistent with the relevant parts of the Prospectus.

The Prospectus and long reports (shareholder reports) are prepared for the entire company. The assets and liabilities of each sub-fund are segregated by law. Therefore, the assets of the Fund belong exclusively to it and are not available to meet the liabilities of any other fund of Royal London Equity Funds ICVC.

The Fund is authorised in the United Kingdom and regulated by the Financial Conduct Authority, Royal London Unit Trust Managers Limited is authorised and regulated by the Financial Conduct Authority.

Details of the Company's remuneration policy are available at [www.rlam.co.uk](http://www.rlam.co.uk) including: (a) a description of how remuneration and benefits are calculated; and (b) the identities of persons responsible for awarding remuneration and benefits. A paper copy of these details may be obtained, free of charge, on request from the Company, at the address below.

**Address:** Royal London Asset Management  
55 Gracechurch Street, London EC3V 0RL

**Telephone:** 03456 04 04 04

**Website:** [www.rlam.co.uk](http://www.rlam.co.uk)

A member of the Investment Association

**Publication Date:** This Key Investor Information is accurate as at 15 February 2023

# Stewart Investors Asia Pacific Sustainability Fund Class B (Accumulation) GBP



a sub-fund of First Sentier Investors ICVC (the Company)

ISIN GB00B0TY6V50

First Sentier Investors (UK) Funds Limited (trading as Stewart Investors), the authorised corporate director of the Company

## Key Investor Information

This document provides you with key investor information about this Fund. It is not marketing material. The information is required by law to help you understand the nature and the risks of investing in this Fund. You are advised to read it so you can make an informed decision about whether to invest.

## Objectives and investment policy

**Objective:** The Fund aims to achieve capital growth over the long term (at least five years).

**Policy:** The Fund invests in shares of companies based in or where the majority of their activities take place in the Asia Pacific region excluding Japan and that are listed on exchanges worldwide.

The Fund invests in shares of high quality companies which are positioned to contribute to, and benefit from, sustainable development.

Investment decisions around high quality companies are based on three key points:

- ° Quality of management including integrity, attitude to environmental and social impacts, corporate management, long term performance and risk.
- ° Quality of the company including its social usefulness, their environmental impacts and efficiency and responsible business practices.
- ° Quality of the company's finances and their financial performance.

Sustainability is a key part of the approach.

The Fund may invest up to 10% in other funds.

The Fund will only use derivatives to reduce risk or to manage the Fund more efficiently in limited cases.

**Strategy:** The Manager's investment strategy is founded on the principle of stewardship, allocating capital to high quality companies with sound

growth prospects and strong management teams. The Manager's investment style is inherently long-term and conservative, seeking to buy and hold high quality companies that can deliver acceptable returns over the long-term (at least five years).

**Benchmark:** The Fund's performance is compared against the value of the MSCI AC Asia Pacific ex Japan Index.

The Fund's manager may use its discretion when deciding which investments should be held by the Fund.

The Fund is actively managed; investment of the Fund's assets is not constrained by the benchmark composition and the Fund's manager has discretion within the Fund's investment policy to invest in assets without regard to the benchmark.

**Recommendation:** this Fund may not be appropriate for investors who plan to withdraw their money within five years.

The Fund will not pay any income out; instead any income will be reflected in the value of your shares.

You can buy and sell shares in the Fund on any business day. As long as we receive your instruction before 12 noon (UK time), shares will be bought and sold at that day's price.

## Risk and reward profile



- The synthetic risk reward indicator (the SRRI) rating is not a measure of the risk of you losing the entire value of your investment but describes how much the value of the share class has gone up and down in the past. Where a share class has not yet launched, the SRRI is calculated using representative data.
- The SRRI rating is based on historical data which may not be a reliable indication of the future risks and rewards of the share class.
- We cannot guarantee that the rating of the share class will remain the same; it may change over time.
- Even the lowest rating 1 does not mean a risk free investment.
- On a scale of 1 (less risky) to 7 (more risky), this share class has a rating of 5 due to its past performance (or representative data) and the nature of its investments. Categories 1-2 indicate a low level of historical fluctuations, 3-5 a medium level, and 6-7 a high level.

- Risk is taken in order to make a higher potential return; the more risk a fund takes, the higher the potential return but the greater the risk of loss.
  - The value of the Fund and its return is not guaranteed and may fall as well as rise. You may get back significantly less than you originally invested. Material risks not adequately captured by the SRRI:
  - **Emerging market risk:** Emerging markets tend to be more sensitive to economic and political conditions than developed markets. Other factors include greater liquidity risk, restrictions on investment or transfer of assets, failed/delayed settlement and difficulties valuing securities.
  - **Currency risk:** the Fund invests in assets which are denominated in other currencies; changes in exchange rates will affect the value of the Fund and could create losses. Currency control decisions made by governments could affect the value of the Fund's investments and could cause the Fund to defer or suspend redemptions of its shares.
  - **Single country / specific region risk:** investing in a single country or specific region may be riskier than investing in a number of different countries or regions. Investing in a larger number of countries or regions helps spread risk.
- For further information on risks, please refer to the Risk Factors section in the Company's prospectus.

## Charges for this Fund

The charges are used to pay the costs of running the Fund, including the costs of marketing and distributing it. These charges reduce the potential growth of your investment.

### One-off charges taken before or after you invest

Entry charge	4.00%
Exit charge	N/A

This is the maximum that might be taken out of your money before it is invested.

### Charges taken from the fund over a year

Ongoing charge	0.93%
----------------	-------

### Charges taken from the fund under certain specific conditions

Performance fee	N/A
-----------------	-----

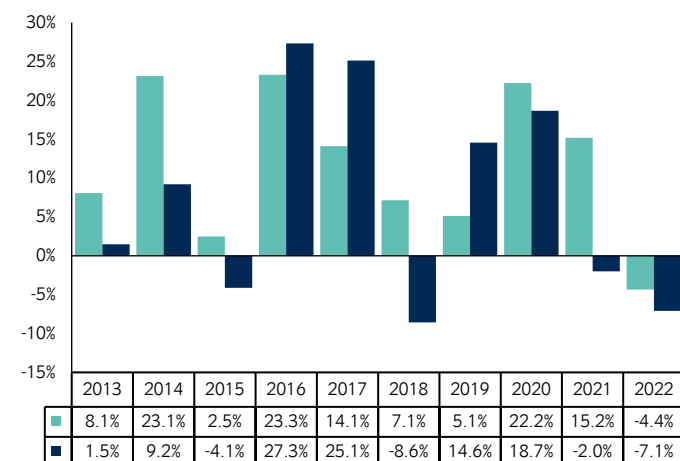
The entry and exit charges shown are the maximum you will need to pay. In some cases you might pay less - you can find out the actual entry and exit charges from your financial adviser.

The ongoing charges figure shown here is an estimate of the charges and may vary from year to year. An estimate is being used following our periodic reassessment with effect from 01 December 2022. The figure excludes portfolio transaction costs which are paid from assets of the Fund and performance fees, if any. The next Company annual report for the financial year will include details on the exact charges made.

There are fees for switching between sub-funds. The fee for switching into the Fund is 0.5%.

Further information can be found in the Buying, Selling and Switching Shares section of the Company's prospectus.

## Past performance



Stewart Investors Asia Pacific Sustainability Fund

MSCI AC Asia Pacific ex Japan Net Index (GBP)

Past performance is not a reliable guide to future performance. The past performance shown here includes fees, any reinvested income and tax.

The Fund launched on 19 December 2005.

The Share Class launched on 19 December 2005. The past performance of the Share Class is calculated in GBP.

## Practical information

**Depository:** The Bank of New York Mellon (International) Limited

**Further information:** The Fund forms part of the First Sentier Investors ICVC (the Company). The prospectus, annual and semi-annual reports of the Company as a whole are available free of charge on [firstsentierinvestors.com](https://firstsentierinvestors.com) or by contacting First Sentier Investors, PO Box 404, Darlington, DL1 9UZ. All documents are available in English.

**Other practical information:** The Fund's share price and other information about the Fund is available at [firstsentierinvestors.com](https://firstsentierinvestors.com). The prospectus, annual and semi-annual reports contain information about all of the sub-funds and share classes of the Company.

**Tax legislation:** The Fund is subject to UK tax laws. This may have an impact on your personal tax position. For further details, please speak to your tax adviser.

**Liability statement:** First Sentier Investors (UK) Funds Limited (as management company) may be held liable solely on the basis of any statement contained in this document that is misleading, inaccurate or inconsistent with the relevant parts of the prospectus for the Company.

**Fund information:** Each sub-fund of the Company is responsible for meeting its own debts. The sub-funds are segregated by law. This means that investments of the Fund cannot be used to pay the debts of the other sub-funds.

You can exchange shares in the Fund for shares in another sub-fund, which is called switching. There may be a charge for switching, as indicated above in 'Charges for this Fund'.

**Remuneration:** Information on the current remuneration policy of First Sentier Investors (UK) Funds Limited, including a description of how remuneration and benefits are calculated and the identity of persons responsible for awarding the remuneration and benefits, is available at [firstsentierinvestors.com](https://firstsentierinvestors.com). A paper copy of this information is available free of charge upon request from First Sentier Investors, PO Box 404, Darlington, DL1 9UZ.



# Key Investor Information



This document provides you with key investor information about this fund. It is not marketing material. The information is required by law to help you understand the nature and the risks of investing in this fund. You are advised to read it so you can make an informed decision about whether to invest.

## Vanguard SustainableLife 60-70% Equity Fund (the "Fund")

A sub-fund of Vanguard® Investments Funds ICVC

## GBP Accumulation Shares

ISIN: GB00BZ830054

Authorised Corporate Director: Vanguard Investments UK, Limited ("VIUK")

## Objectives and investment policy

- The Fund seeks to provide an increase in the value of investments over the long-term (more than 5 years) together with some money paid out from those investments as income.
- The Fund seeks to achieve its investment objective by investing in a combination of shares of companies (between 60-70% of the portfolio, with an expected allocation of 65%) and bonds e.g., government and/or corporate (between 30-40% of the portfolio, with an expected allocation of 35%) selected in accordance with the Sustainability Policy set out below. The Fund's holdings in shares of companies may change by up to 5% either side of the stated expected allocation due to changing market conditions and prices.
- The Fund is an active fund whereby the Manager uses its expertise to pick investments to achieve the Fund's objectives. The Fund uses an independent sub-investment adviser (the "Manager") which follows a distinct approach in managing the Fund's investments.
- The Fund typically invests in a diverse range of large and mid-size companies chosen mainly on the basis of an investment approach that focuses on analysing individual shares rather than stock markets, producing a mix of investments in companies whose earnings are expected to grow faster than their peers in the market (known as 'growth stocks') and those that are considered to have been undervalued by the market (known as 'value stocks'). The bond portion of the portfolio comprises mainly government and corporate bonds, together with other similar securities which are expected to pay out some monies in the form of income.
- The Fund may also have exposure to other collective investment schemes (which themselves invest in securities which are consistent with the Fund's objective and the Sustainability Policy), depositary receipts, convertible securities, investments in real estate investment trusts, money market instruments (i.e. investments usually issued by banks or governments that are a short term loan to the issuer by the buyer) and deposits, and warrants (which provide the holder with the right, but not the obligation, to purchase a share at a fixed price or amount at a fixed time in the future).
- The performance of the Fund may be compared against the Composite Index\*. VIUK considers that the combination of the indices within the

Composite Index provide a benchmark that best reflects the investment strategy of the Fund as a means to assess the performance of the Fund.

- The Fund attempts to remain fully invested and hold small amounts of cash except in extraordinary market, political or similar conditions where the Fund may temporarily depart from this investment policy to avoid losses.
- The Fund may use derivatives (i.e. a financial contract whose value is based on the value of a financial asset (such as a share, bond, or currency) or a market index) in order to reduce risk or cost and/or generate extra income or growth (known as "efficient portfolio management").
- Sustainability Policy: The Manager excludes investments that fall within an exclusions policy (which for equities and corporate bonds excludes companies involved in and/or deriving revenue (above certain thresholds) from tobacco, thermal coal, oil sands, nuclear / controversial weapons), and then considers each company's alignment to the Fund's net zero emissions targets and conducts an assessment of good governance standards. Government bonds or other similar securities are not evaluated against sustainability criteria.
- The currency of the share class is GBP. The Fund holds investments which are denominated in currencies other than the share class currency. Currency derivative contracts are used within the bond portion of the Fund in order to minimise the risks associated with movements in currency exchange rates.
- The Fund may not be appropriate for short-term investment. Long-term is generally considered to mean at least five years.
- Income from the Fund will be reinvested and reflected in the price of shares in the Fund.
- Portfolio transaction costs will have an impact on performance.
- Shares in the Fund can be bought or sold on a daily basis (save on certain bank holidays or public holidays and subject to certain restrictions described in Appendix 1 of the Prospectus) by submitting an application in writing or by telephone. A list of the days on which shares in the Fund cannot be bought or sold is available on:  
<https://global.vanguard.com/portal/site/loadPDF?country=global&docId=11627>

**For further information about the objectives and investment policy of the Fund, including its Sustainability Policy, please see Appendix 1 of the Vanguard Investments Funds ICVC prospectus (the "Prospectus") on our website at <https://global.vanguard.com/>**

\* Composite Index comprised of: 65% FTSE Developed Net Tax Index; 28% Bloomberg Global Aggregate Credit Index; 3.5% Bloomberg Global Aggregate Treasury Index; and 3.5% Bloomberg Global Aggregate Securitized Index (together, the "Composite Index").

## Risk and reward profile



- This indicator is based on historical data and may not be a reliable indication of the future risk profile of the Fund.
- The risk category shown is not guaranteed and may change over time.
- The lowest category does not mean "risk free".
- The Fund is rated 4 due to the nature of its investments which include the risks listed below. These factors may impact the value of the Fund's investments or expose the Fund to losses.
  - The value of equities and bonds can be affected by factors such as stock market movements, interest rates, credit spreads and volatility. Other driving factors include political, economic news, company earnings and significant corporate events.
  - Movements in currency exchange rates can adversely affect the return of your investment. Currency hedging is not guaranteed to completely eliminate currency risk.
  - Emerging markets are generally more sensitive to economic and political conditions than developed markets. Other factors include greater 'Liquidity Risk', restrictions on investment or transfers of assets and failed/delayed delivery of securities or payments to the Fund.
  - Investment risk is concentrated in specific sectors, countries, currencies or companies. This means the Fund is more sensitive to any localised economic, market, political or regulatory events.

**The risk and reward indicator does not take account of the following**

### risks of investing in the Fund:

- Counterparty risk. The insolvency of any institutions providing services such as safekeeping of assets or acting as counterparty to derivatives or other instruments, may expose the Fund to financial loss.
- Sustainability risk. The Fund may not make possible investments if they do not meet the Fund's Sustainability Policy. This may affect the Fund's exposure to certain issuers and cause the Fund to forego certain investment opportunities.
- Liquidity risk. Lower liquidity means there are insufficient buyers or sellers to allow the Fund to sell or buy investments readily which could cause the Fund to incur higher costs when buying or selling investments or could mean that the Fund is not able to buy or sell investments when it would like to do so.
- Credit risk. The issuer of a financial asset held within the Fund may not pay income or repay capital to the Fund when due.
- Inflation risk. The value of your investments may not be worth as much in the future due to changes in purchasing power resulting from inflation.
- Use of derivatives. The use of derivatives could increase or reduce exposure to underlying assets and result in greater fluctuations of the Fund's net asset value.

**For further information on risks please see the "Risk Factors" section of the Prospectus on our website at <https://global.vanguard.com>**

## Charges

The charges you pay are used to pay the costs of running the Fund, including the costs of marketing and distributing it. These charges reduce the potential growth of your investment.

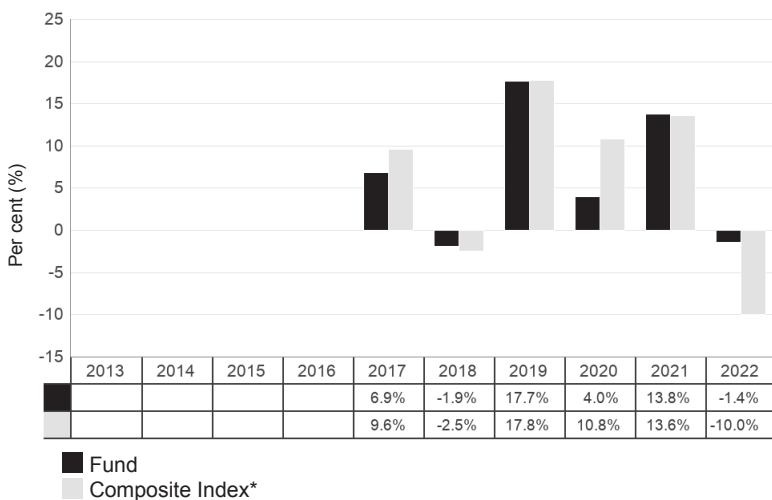
One-off charges taken before or after you invest	
Entry charge	None
Exit charge	None
This is the maximum that might be taken out of your money before it is invested / before the proceeds of your investment are paid out.	
Charges taken from the Fund over a year	
Ongoing charges	0.48%
Charges taken from the Fund under certain specific conditions	
Performance fee	None

The entry and exit charges shown are maximum figures and in some cases you might pay less. Investors can find out the actual entry and exit charges from their distributor and or adviser.

The ongoing charges figure is based on expenses for the year ended 31 December 2022. This figure may vary from year to year. It excludes portfolio transaction costs.

**For further information about charges please see the sections entitled "Buying Shares", "Redeeming Shares", "Charges and Expenses", "Dilution Adjustment" and Appendix 1 of the Prospectus on our website at <https://global.vanguard.com>**

## Past performance



### • Past performance:

1. **Is not a reliable indication of future performance.**
2. Includes ongoing charges and the reinvestment of income. It excludes entry and exit fees.
3. Has been calculated in GBP.

- Shares in the Fund were first issued in 2016.

This share class was launched in 2016.

The Fund does not aim to track the performance of the index.

**Performance for the period before 8 December 2021 was achieved under circumstances that no longer apply as the name and investment policy of the Fund were changed on that date.**

## Practical information

- **Depository:** State Street Trustees Limited.
- **Documents, prices of shares and further information:** You can obtain copies of the Prospectus and the latest annual and semi-annual report and accounts for Vanguard Investments Funds ICVC ("VIF") along with the latest published prices of shares and other practical information, from our website at <https://global.vanguard.com>. The documents are available in English and are free of charge.
- **Prices:** The last published prices of shares in the Fund are also available from the FT's website [www.ft.com](http://www.ft.com) or <https://global.vanguard.com>
- **Tax:** VIF is subject to the tax laws of the United Kingdom. Depending on your country of residence, this may have an impact on your personal tax position. You are recommended to consult your professional tax adviser.
- **Liability:** VIUK may be held liable solely on the basis of any statement contained in this document that is misleading, inaccurate or inconsistent with the relevant parts of the Prospectus for VIF.
- **Sub-funds:** This document describes a sub-fund of VIF. The prospectus and periodic reports are prepared for the entire company.
- The Fund's assets belong exclusively to the Fund and shall not be used to discharge the liabilities of or claims against VIF, other sub-funds of VIF or any other person or body.
- **Shares:** The Fund is part of VIF and has both accumulation and income shares. You may switch some or all of your shares of one type, to shares of another type within the same Fund, or between other sub-funds of VIF or other funds managed by VIUK. Details of switching are provided in the Prospectus.
- Information about other share classes offered by VIF can be found in the prospectus or from our website at <https://global.vanguard.com>.
- **Remuneration policy:** Details of the Vanguard European Remuneration Policy are available at <https://www.ie.vanguard/content/dam/intl/europe/documents/ch/en/ucits-v-remuneration-policy.pdf> including: (a) a description of how remuneration and benefits are calculated; and (b) the identities of persons responsible for awarding remuneration and benefits. A paper copy of these details may be obtained, free of charge, on request from the Head of Human Resources, Europe, Vanguard Asset Services, Limited, 4th Floor The Walbrook Building, 25 Walbrook, London EC4N 8AF.