

# Key Investor Information



This document provides you with key investor information about this fund. It is not marketing material. The information is required by law to help you understand the nature and the risks of investing in this fund. You are advised to read it so you can make an informed decision about whether to invest.

**abrdn Global Infrastructure Equity Fund, a Sterling denominated sub fund of the abrdn OEIC II, Institutional Acc Shares (ISIN: GB00B779VF05). This fund is managed by abrdn Fund Managers Limited.**

## OBJECTIVES AND INVESTMENT POLICY

### Investment Objective

To generate growth and income over the long term (5 years or more) by investing in infrastructure related equities (company shares).

**Performance Target:** To achieve a return in excess of the S&P Global Infrastructure Net Total Return Index over a rolling five year period (after charges). There is no certainty or promise that the Performance Target will be achieved.

The S&P Global Infrastructure Net Total Return Index (the "Index") is a representative index of the global infrastructure related stock market.

### Investment Policy

#### Portfolio Securities

- The fund will invest at least 80% in infrastructure related equities.
- The fund may also invest in other funds (including those managed by abrdn), cash and assets that can be turned into cash quickly.

#### Management Process

- The management team use their discretion (active management) to maintain a diverse mix of infrastructure assets at country, sector and company level.
- Their primary focus is on selecting companies using research techniques to select individual holdings. The research process is focused on finding attractive high quality companies that can be held for the long term through the assessment of their business, the industry they operate in, their financial strength and the capability of their management team.
- Due to the active nature of the management process, the fund's performance

profile may deviate significantly from that of the Index.

#### Derivatives and Techniques


- Derivatives are linked to the value of other assets. In other words, they derive their price from one or more underlying asset.
- Derivative usage in the fund is expected to be very limited. Where derivatives are used, this would mainly be in response to significant inflows into the fund so that in these instances, cash can be invested while maintaining the Fund's existing allocations to equities.

Investors in the fund may buy and sell shares on any dealing day (as defined in the Prospectus).

If you invest in income shares, income from investments in the fund will be paid out to you. If you invest in accumulation shares, income will be added to the value of your shares.

**Recommendation:** the Fund may not be appropriate for investors who plan to withdraw their money within five years. Investors should satisfy themselves that their attitude to risk aligns with the risk profile of this fund before investing.

## RISK AND REWARD PROFILE



This indicator reflects the volatility of the fund's share price over the last five years which in turn reflects the volatility of the underlying assets in which the fund invests. Historical data may not be a reliable indication for the future.

The current rating is not guaranteed and may change if the volatility of the assets in which the fund invests changes. The lowest rating does not mean risk free.

The fund is rated as 5 because of the extent to which the following risk factors apply:

- **Equity Risk** - The fund invests in equity and equity related securities. These are sensitive to variations in the stock markets which can be volatile and change substantially in short periods of time.
- **Concentration Risk** - A concentrated portfolio (whether by number of holdings, geographic location or sector) may be more volatile and less liquid than a diversified one.
- **Emerging Markets Risk** - The fund may invest in emerging markets, where political, economic, legal and regulatory systems are less developed. As a result, investing in emerging markets may involve higher volatility and a greater risk of loss than investing in developed markets. In particular, where

the fund invests in Variable Interest Entity (VIE) structures to gain exposure to industries with foreign ownership restrictions or invests in Chinese assets via Stock Connect / Bond Connect, there are additional operational risks, which are outlined in the prospectus.

- **Derivatives Risk** - The use of derivatives may involve additional liquidity, credit and counterparty risks. In some cases the risk of loss from derivatives may be increased where a small change in the value of the underlying investment may have a larger impact on the value of the derivative.

All investment involves risk. This fund offers no guarantee against loss or that the fund's objective will be attained.

The price of assets and the income from them may go down as well as up and cannot be guaranteed; an investor may receive back less than their original investment.

Inflation reduces the buying power of your investment and income.

The value of assets held in the fund may rise and fall as a result of exchange rate fluctuations.

The fund could lose money if an entity (counterparty) with which it does business becomes unwilling or unable to honour its obligations to the fund.

In extreme market conditions some securities may become hard to value or sell at a desired price. This could affect the fund's ability to meet redemptions in a timely manner.

The fund could lose money as the result of a failure or delay in operational processes and systems including but not limited to third party providers failing or going into administration.

## CHARGES

The charges you pay are used to pay the costs of running the fund including marketing and distributing it. These charges reduce the potential growth of your investment.

### One-off charges taken before or after you invest

Entry charge	0.00%
Exit charge	0.00%

These are the maximum charges that we might take out of your money before it is invested and before we pay out the sale proceeds of your investment. In some cases, you might pay less and you should speak to your financial adviser about this.

### Charges taken from the fund over a year

Ongoing charges	0.85%
-----------------	-------

### Charges taken from the fund under certain specific conditions

Performance fee	0.00%
-----------------	-------

The entry and exit charges shown are maximum figures. In some cases you might pay less - you can find this out from your financial adviser.

The Ongoing Charges figure reflects the amount based on the expenses within the annual report for each financial year. This figure may vary from year to year. It excludes: performance fees (where applicable); portfolio transaction costs, except in the case of an entry/exit charge paid by the fund when buying or selling in another collective investment undertaking.

Where the Fund invests in an open-ended collective investment scheme which is operated or managed by the ACD/the Manager or an associate of the ACD/the Manager, no additional annual management charge will be incurred by the Fund on such an investment.

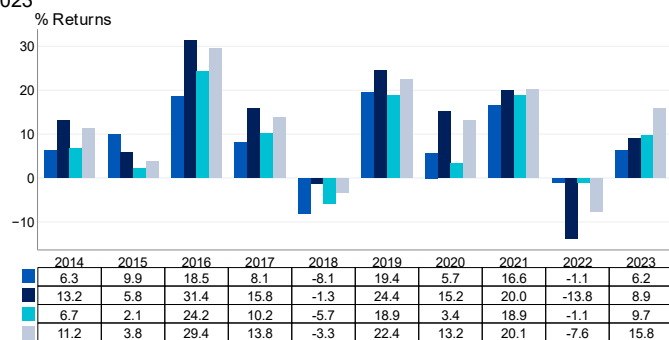
The annual report for each financial year will include detail on the exact charges made.

The Ongoing Charge figure is as at 29/02/2024.

A switching charge may be applied in accordance with the Prospectus. For more information about charges please see Prospectus.

## PAST PERFORMANCE

abrdn Global Infrastructure Equity Fund, Institutional Acc Shares, 31 December 2023



- Fund (Net)
- Performance Target - Please see narrative
- Performance Comparator - Please see narrative
- Portfolio Constraining Benchmark - Please see narrative

Past performance is not a guide to future performance.

Performance is net of charges and does not take into account any entry, exit or switching charges but does take into account the ongoing charge, as shown in the Charges section.

Performance is calculated in GBP.

The fund was launched in 1986. The share/unit class was launched on 2012.

Performance Target - S&P Global Infrastructure Index (Net TR) from 06/09/2023. MSCI AC World Index from 09/08/2021 to 05/09/2023. MSCI AC World Index +2.00% from 01/05/1986 to 08/08/2021

## PRACTICAL INFORMATION

Name of Depositary: Citibank UK Limited, Citigroup Centre, Canada Square, Canary Wharf, London E14 5LB.

Further information about abrdn OEIC II (Prospectus, report & accounts) can be found at [www.abrdn.com](http://www.abrdn.com), where documents may be obtained free of charge.

Other practical information (e.g. where to find latest share prices) can be found in documents held at [www.abrdn.com](http://www.abrdn.com).

Details of the up to date remuneration policy which includes a description of how remuneration and benefits are calculated, the identities of the persons responsible for awarding remuneration and benefits and the composition of the remuneration committee, are available at [www.abrdn.com](http://www.abrdn.com) and a paper copy will be available free of charge upon request from abrdn Fund Managers Limited. Prospective investors should consult their own professional advisers on the potential tax consequences of acquiring, holding or selling shares.

abrdn Fund Managers Limited may be held liable solely on the basis of any statement contained in this document that is misleading, inaccurate or inconsistent with the relevant parts of the Prospectus for the abrdn OEIC II.

Other share classes are available in the fund and further information about these can be found in the abrdn OEIC II Prospectus.

abrdn OEIC II is an umbrella structure comprising a number of different sub funds, one of which is this fund.

This document is specific to the fund and share class stated at the beginning of this document. However, the Prospectus, annual and half-yearly reports are prepared for the entire umbrella.

The assets of a sub fund within the umbrella belong exclusively to that sub fund and shall not be used or made available to discharge (directly or indirectly) the liabilities of, or claims against, any other person or body including abrdn OEIC II and any other sub fund. Any liability incurred on behalf of or attributable to any sub fund shall be discharged solely out of the assets of that sub fund.

Investors may switch their shares in the fund for shares in another sub fund within the abrdn OEIC II. For further information please refer to the prospectus (section on 'Switching') which can be found at [www.abrdn.com](http://www.abrdn.com).

This document provides you with key investor information about this fund. It is not marketing material. The information is required by law to help you understand the nature and the risks of investing in this fund. You are advised to read it so you can make an informed decision about whether to invest.

## Artemis SmartGARP European Equity Fund (the “fund”)

The fund is managed by Artemis Fund Managers Limited.

ISIN:	GB00B2PLJD73
Class:	Class I accumulation units, GBP

This key investor information document is accurate as at 15 February 2024.

### OBJECTIVES AND INVESTMENT POLICY

#### Objective

To grow capital over a five year period.

#### Investment policy

##### What the fund invests in

- 80% to 100% in company shares.
- Up to 20% in bonds, cash and near cash, other transferable securities, other funds (up to 10%) managed by Artemis and third party funds, money market instruments, and derivatives.

##### Use of derivatives

The fund may use derivatives for efficient portfolio management purposes to:

- reduce risk
- manage the fund efficiently.

##### Where the fund invests

- At least 80% in Europe (excluding the United Kingdom).
- Up to 20% in other countries.

##### Industries the fund invests in

- Any

##### Other limitations specific to this fund

- None

##### Investment strategy

- The fund is actively managed.
- A proprietary tool called ‘SmartGARP’ is used as the foundation of the investment process. It screens the financial characteristics of companies by identifying those that are growing faster than the market but are trading on lower valuations than the market.
- The manager selects companies that in aggregate have good ‘SmartGARP’ characteristics. This tends to mean that the portfolio contains stocks that have lower valuations than the market average, upgrades to profit forecasts, and are under-owned by the investment community, while at the same time benefiting from helpful trends in the wider economy.

#### Benchmarks

##### FTSE World Europe ex UK TR GBP

A widely-used indicator of the performance of European stockmarkets, in which the fund invests. It acts as a ‘comparator benchmark’ against which the fund’s performance can be compared. Management of the fund is not restricted by this benchmark.

##### IA Europe Excluding UK NR


A group of other asset managers’ funds that invest in similar asset types as this fund, collated by the Investment Association. It acts as a ‘comparator benchmark’ against which the fund’s performance can be compared. Management of the fund is not restricted by this benchmark.

#### Other information

**Dealing frequency:** Normally Monday to Friday except UK public holidays and non-dealing days. Visit [www.artemisfunds.com/non-dealing-days](http://www.artemisfunds.com/non-dealing-days) for more information. Instructions received before 12 noon UK time will be processed at 12 noon on the same day.

**Distribution policy:** This is an accumulation class. Income received is reinvested in the value of the fund.

### RISK AND REWARD PROFILE



- The fund is in the category shown due to historic volatility (how much and how quickly the value of shares in the fund may have risen and fallen in the past due to movements in markets, currencies and interest rates). It may not be a reliable indication of the future risk profile of the fund.

• The risk category has been calculated using historic data and may not be a reliable indicator of the fund’s future risk profile.

• A risk indicator of “1” does not mean that the investment is “risk free”

Risk indicator number is accurate as at: 31 December 2023.

**The risk indicator may not fully take into account the following risks and the following may affect fund performance:**

**Market volatility risk:** The value of the fund and any income from it can fall or rise because of movements in stockmarkets, currencies and interest rates, each of which can move irrationally and be affected unpredictably by diverse factors, including political and economic events.

**Currency risk:** The fund’s assets may be priced in currencies other than the fund base currency. Changes in currency exchange rates can therefore affect the fund’s value

Please refer to the fund’s prospectus for full details of these and other risks which are applicable to this fund.



## CHARGES FOR THE FUND

### One-off charges taken before or after you invest

Entry charge	None
Exit charge	None

This is the maximum that might be taken out of your money before it is invested or before the proceeds of your investment are paid out.

### Charges taken from the fund over a year

Ongoing charges	0.870%
-----------------	--------

### Charges taken from the fund under certain specific conditions

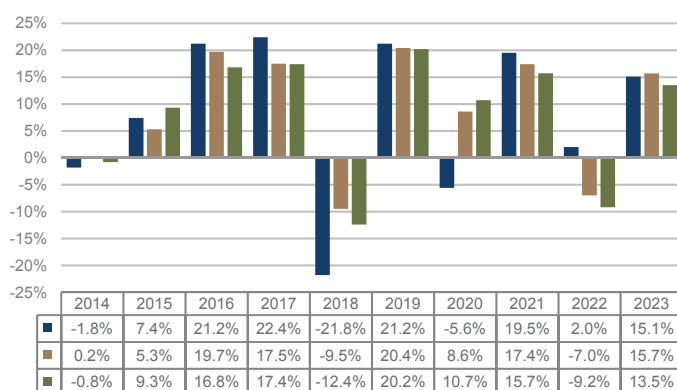
Performance fee	None
-----------------	------

- The charges you pay are used to pay the costs of running the fund, including the costs of marketing and distributing it. The charges reduce the potential growth of your investment.
- The ongoing charges figure is an estimate rather than a historic figure because this better reflects the expected future charges. The charges may vary from year to year. The exact charges made for each financial year are contained in the fund's annual report.
- The annual management charge is taken from income.

For more information about charges, please see the fund's prospectus, which is available at [www.artemisfunds.com](http://www.artemisfunds.com) or [www.fundinfo.com](http://www.fundinfo.com).

Charges are accurate as at: 30 September 2023, unless specified.

## PAST PERFORMANCE



- Class I accumulation units, GBP
- FTSE World Europe ex UK TR GBP
- IA Europe Excluding UK NR

- How the fund has performed in the past is not a guide to how it will perform in the future.
- This class may have charges or a hedging approach different from those in the IA sector benchmark.
- Past performance is net of all charges except any costs incurred when investors buy or sell the fund.
- Performance is calculated in sterling.
- Fund launch date: 7 March 2001.
- Class launch date: 7 March 2008.

Past performance is accurate as at: 31 December 2023.

## PRACTICAL INFORMATION

**Trustee:** Northern Trust Investor Services Limited

**Further information:** Can be obtained from the fund's prospectus and the latest annual and half-yearly reports. The documents are in English and available free of charge. These can be found, along with other information such as the price of the fund's classes by contacting Artemis or visiting [www.fundinfo.com](http://www.fundinfo.com).

**Remuneration policy:** Information about Artemis' remuneration policy is available at [www.artemisfunds.com](http://www.artemisfunds.com); a paper copy is available free of charge on request.

**Tax legislation:** UK tax legislation that applies to the fund may have an impact on your personal tax position.

**Liability:** Artemis Fund Managers Limited may be held liable solely on the basis of any statement contained in this document that is misleading, inaccurate or inconsistent with the relevant parts of the prospectus for the fund.

**Glossary:** For more information about some of the terms used in this document, please visit [www.artemisfunds.com/glossary](http://www.artemisfunds.com/glossary).

**Switches:** Subject to any restrictions on the eligibility of investors for a particular class, you can switch your investments between funds or classes in the Artemis range. For further information, please refer to the prospectus or contact Artemis.

**Contact Artemis:** Visit [www.artemisfunds.com](http://www.artemisfunds.com) or call 0800 092 2051.

**Authorisation and regulation:** The fund is authorised in the UK by the Financial Conduct Authority. Artemis Fund Managers Limited is authorised and regulated in the UK by the Financial Conduct Authority.

This document provides you with key investor information about this fund. It is not marketing material. The information is required by law to help you understand the nature and the risks of investing in this fund. You are advised to read it so you can make an informed decision about whether to invest.

## Artemis SmartGARP Global Emerging Markets Equity Fund (the "fund")

A sub-fund of Artemis Investment Funds ICVC. The fund is managed by Artemis Fund Managers Limited.

ISIN:	GB00BW9HL132
Class:	Class I accumulation shares, GBP

This key investor information document is accurate as at 01 August 2024.

### OBJECTIVES AND INVESTMENT POLICY

#### Objective

To grow capital over a five year period.

#### Investment policy

##### What the fund invests in

- 80% to 100% in company shares.
- Up to 20% in bonds, cash and near cash, other transferable securities, other funds (up to 10%) managed by Artemis and third party funds, money market instruments, and derivatives.

##### Use of derivatives

The fund may use derivatives for efficient portfolio management purposes to:

- reduce risk
- manage the fund efficiently.

##### Where the fund invests

- Emerging market countries, including companies in other countries that are headquartered or have a significant part of their activities in emerging market countries. In this context, emerging market countries means countries included in the MSCI Emerging Markets Index and those included in the World Bank definition of developing economies or those countries which are, in the manager's opinion, developing countries.

##### Industries the fund invests in

- Any

##### Other limitations specific to this fund

- None

##### Investment strategy

- The fund is actively managed.
- A proprietary tool called 'SmartGARP' is used as the foundation of the investment process. It screens the financial characteristics of companies by identifying those that are growing faster than the market but are trading on lower valuations than the market.
- The manager selects companies that in aggregate have good 'SmartGARP' characteristics. This tends to mean that the portfolio contains stocks that have lower valuations than the market average, upgrades to profit forecasts, and are under-owned by the investment community, while at the same time benefiting from helpful trends in the wider economy.

#### Benchmarks

##### MSCI EM (Emerging Markets) NR GBP

A widely-used indicator of the performance of emerging markets stockmarkets, in which the fund invests. It acts as a 'comparator benchmark' against which the fund's performance can be compared. Management of the fund is not restricted by this benchmark.

##### IA Global Emerging Markets NR


A group of other asset managers' funds that invest in similar asset types as this fund, collated by the Investment Association. It acts as a 'comparator benchmark' against which the fund's performance can be compared. Management of the fund is not restricted by this benchmark.

#### Other information

**Dealing frequency:** Normally Monday to Friday except UK public holidays and non-dealing days. Visit [www.artemisfunds.com/non-dealing-days](http://www.artemisfunds.com/non-dealing-days) for more information. Instructions received before 12 noon UK time will be processed at 12 noon on the same day.

**Distribution policy:** This is an accumulation class. Income received is reinvested in the value of the fund.

### RISK AND REWARD PROFILE



- The fund is in the category shown due to historic volatility (how much and how quickly the value of shares in the fund may have risen and fallen in the past due to movements in markets, currencies and interest rates). It may not be a reliable indication of the future risk profile of the fund.

- The risk category has been calculated using historic data and may not be a reliable indicator of the fund's future risk profile.

- A risk indicator of "1" does not mean that the investment is "risk free".

Risk indicator number is accurate as at: 28 June 2024.

#### The risk indicator may not fully take into account the following risks and the following may affect fund performance:

**Market volatility risk:** The value of the fund and any income from it can fall or rise because of movements in stockmarkets, currencies and interest rates, each of which can move irrationally and be affected unpredictably by diverse factors, including political and economic events.

**Currency risk:** The fund's assets may be priced in currencies other than the fund base currency. Changes in currency exchange rates can therefore affect the fund's value.

**Emerging markets risk:** Compared to more established economies, investments in emerging markets may be subject to greater volatility due to differences in generally accepted accounting principles, less governed standards or from economic or political instability. Under certain market conditions assets may be difficult to sell.

**China risk:** The fund can invest in China A-shares (shares traded on Chinese stock exchanges in Renminbi). There is a risk that the fund may suffer difficulties or delays in enforcing its rights in these shares, including title and assurance of ownership.

**Charges from capital risk:** Where charges are taken wholly or partly out of a fund's capital, distributable income may be increased at the expense of capital, which may constrain or erode capital growth. Please refer to the fund's prospectus for full details of these and other risks which are applicable to this fund.



## CHARGES FOR THE FUND

### One-off charges taken before or after you invest

Entry charge	None
Exit charge	None

This is the maximum that might be taken out of your money before it is invested or before the proceeds of your investment are paid out.

### Charges taken from the fund over a year

Ongoing charges	0.860%
-----------------	--------

### Charges taken from the fund under certain specific conditions

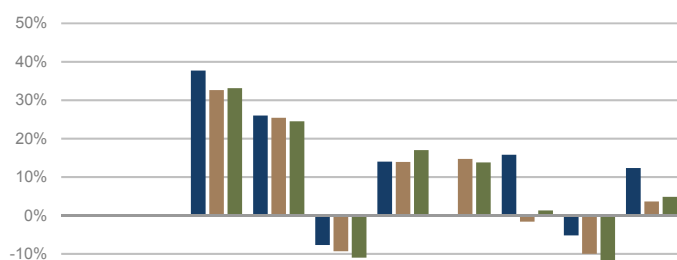
Performance fee	None
-----------------	------

- The charges you pay are used to pay the costs of running the fund, including the costs of marketing and distributing it. The charges reduce the potential growth of your investment.
- The ongoing charges figure is an estimate rather than a historic figure because this better reflects the expected future charges. The charges may vary from year to year. The exact charges made for each financial year are contained in the fund's annual report.
- The annual management charge is taken from income.

For more information about charges, please see the fund's prospectus, which is available at [www.artemisfunds.com](http://www.artemisfunds.com) or [www.fundinfo.com](http://www.fundinfo.com).

Charges are accurate as at: 01 August 2024, unless specified.

## PAST PERFORMANCE



	2014	2015	2016	2017	2018	2019	2020	2021	2022	2023
■ Class I accumulation shares, GBP			37.7%	26.0%	-7.7%	14.0%	-0.4%	15.8%	-5.2%	12.4%
■ MSCI EM (Emerging Markets) NR GBP			32.6%	25.4%	-9.3%	13.9%	14.7%	-1.6%	-10.0%	3.6%
■ IA Global Emerging Markets NR			33.1%	24.5%	-11.0%	17.0%	13.8%	1.3%	-11.6%	4.9%

- Class I accumulation shares, GBP
- MSCI EM (Emerging Markets) NR GBP
- IA Global Emerging Markets NR

- Past performance is net of all charges except any costs incurred when investors buy or sell the fund.
- This class may have charges or a hedging approach different from those in the IA sector benchmark.
- How the fund has performed in the past is not a guide to how it will perform in the future.
- Performance is calculated in sterling.
- Fund launch date: 8 April 2015.
- Class launch date: 8 April 2015.

Past performance is accurate as at: 31 December 2023.

## PRACTICAL INFORMATION

**Depository:** Northern Trust Investor Services Limited

**Further information:** Can be obtained from the fund's prospectus and the latest annual and half-yearly reports. The documents are in English and available free of charge. These can be found, along with other information such as the price of the fund's classes by contacting Artemis or visiting [www.fundinfo.com](http://www.fundinfo.com).

**Sub-fund assets:** The assets of each sub-fund belong exclusively to it and are not available to meet the liabilities of any other sub-fund or Artemis Investment Funds ICVC.

**Remuneration policy:** Information about Artemis' remuneration policy is available at [www.artemisfunds.com](http://www.artemisfunds.com); a paper copy is available free of charge on request.

**Tax legislation:** UK tax legislation that applies to the fund may have an impact on your personal tax position.

**Liability:** Artemis Fund Managers Limited may be held liable solely on the basis of any statement contained in this document that is misleading, inaccurate or inconsistent with the relevant parts of the prospectus for the fund.

**Glossary:** For more information about some of the terms used in this document, please visit [www.artemisfunds.com/glossary](http://www.artemisfunds.com/glossary).

**Switches:** Subject to any restrictions on the eligibility of investors for a particular class, you can switch your investments between funds or classes in the Artemis range. For further information, please refer to the prospectus or contact Artemis.

**Contact Artemis:** Visit [www.artemisfunds.com](http://www.artemisfunds.com) or call 0800 092 2051.

**Authorisation and regulation:** The fund is authorised in the UK by the Financial Conduct Authority. Artemis Fund Managers Limited is authorised and regulated in the UK by the Financial Conduct Authority.

This document provides you with key investor information about this fund. It is not marketing material. The information is required by law to help you understand the nature and the risks of investing in this fund. You are advised to read it so you can make an informed decision about whether to invest.

## Artemis SmartGARP UK Equity Fund (the “fund”)

The fund is managed by Artemis Fund Managers Limited.

ISIN:	GB00B2PLJM64
Class:	Class I accumulation units, GBP

This key investor information document is accurate as at 15 February 2024.

### OBJECTIVES AND INVESTMENT POLICY

#### Objective

To grow capital over a five year period.

#### Investment policy

##### What the fund invests in

- 80% to 100% in company shares.
- Up to 20% in bonds, cash and near cash, other transferable securities, other funds (up to 10%) managed by Artemis and third party funds, money market instruments, and derivatives.

##### Use of derivatives

The fund may use derivatives for efficient portfolio management purposes to:

- reduce risk
- manage the fund efficiently.

##### Where the fund invests

- At least 80% in the United Kingdom.
- Up to 20% in other countries.

##### Industries the fund invests in

- Any

##### Other limitations specific to this fund

- None

##### Investment strategy

- The fund is actively managed.
- A proprietary tool called ‘SmartGARP’ is used as the foundation of the investment process. It screens the financial characteristics of companies by identifying those that are growing faster than the market but are trading on lower valuations than the market.
- The manager selects companies that in aggregate have good ‘SmartGARP’ characteristics. This tends to mean that the portfolio contains stocks that have lower valuations than the market average, upgrades to profit forecasts, and are under-owned by the investment community, while at the same time benefiting from helpful trends in the wider economy.

#### Benchmarks

##### FTSE All-Share Index TR

A widely-used indicator of the performance of the UK stockmarket, in which the fund invests. It acts as a ‘comparator benchmark’ against which the fund’s performance can be compared. Management of the fund is not restricted by this benchmark.

##### IA UK All Companies NR


A group of other asset managers’ funds that invest in similar asset types as this fund, collated by the Investment Association. It acts as a ‘comparator benchmark’ against which the fund’s performance can be compared. Management of the fund is not restricted by this benchmark.

#### Other information

**Dealing frequency:** Normally Monday to Friday except UK public holidays and non-dealing days. Visit [www.artemisfunds.com/non-dealing-days](http://www.artemisfunds.com/non-dealing-days) for more information. Instructions received before 12 noon UK time will be processed at 12 noon on the same day.

**Distribution policy:** This is an accumulation class. Income received is reinvested in the value of the fund.

### RISK AND REWARD PROFILE



- The fund is in the category shown due to historic volatility (how much and how quickly the value of shares in the fund may have risen and fallen in the past due to movements in markets, currencies and interest rates). It may not be a reliable indication of the future risk profile of the fund.

- The risk category has been calculated using historic data and may not be a reliable indicator of the fund’s future risk profile.
- A risk indicator of “1” does not mean that the investment is “risk free”

Risk indicator number is accurate as at: 31 December 2023.

**The risk indicator may not fully take into account the following risks and the following may affect fund performance:**

**Market volatility risk:** The value of the fund and any income from it can fall or rise because of movements in stockmarkets, currencies and interest rates, each of which can move irrationally and be affected unpredictably by diverse factors, including political and economic events.

**Currency risk:** The fund’s assets may be priced in currencies other than the fund base currency. Changes in currency exchange rates can therefore affect the fund’s value

Please refer to the fund’s prospectus for full details of these and other risks which are applicable to this fund.



## CHARGES FOR THE FUND

### One-off charges taken before or after you invest

Entry charge None

Exit charge None

**This is the maximum that might be taken out of your money before it is invested or before the proceeds of your investment are paid out.**

### Charges taken from the fund over a year

Ongoing charges 0.860%

### Charges taken from the fund under certain specific conditions

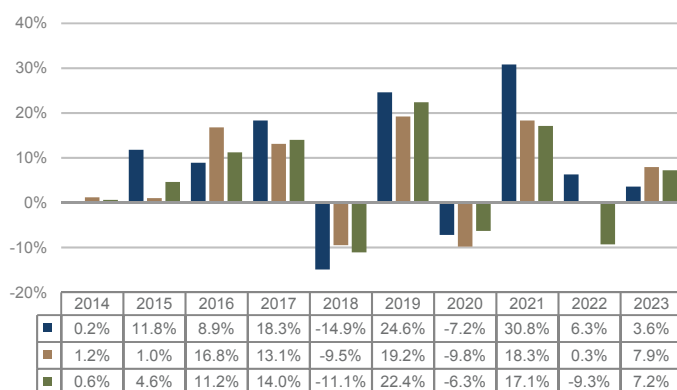
Performance fee None

- The charges you pay are used to pay the costs of running the fund, including the costs of marketing and distributing it. The charges reduce the potential growth of your investment.
- The ongoing charges figure is an estimate rather than a historic figure because this better reflects the expected future charges. The charges may vary from year to year. The exact charges made for each financial year are contained in the fund's annual report.
- The annual management charge is taken from income.

For more information about charges, please see the fund's prospectus, which is available at [www.artemisfunds.com](http://www.artemisfunds.com) or [www.fundinfo.com](http://www.fundinfo.com).

Charges are accurate as at: 07 October 2023, unless specified.

## PAST PERFORMANCE



- Class I accumulation units, GBP
- FTSE All-Share Index TR
- IA UK All Companies NR

- How the fund has performed in the past is not a guide to how it will perform in the future.
- This class may have charges or a hedging approach different from those in the IA sector benchmark.
- Past performance is net of all charges except any costs incurred when investors buy or sell the fund.
- Performance is calculated in sterling.
- Fund launch date: 23 December 1986.
- Class launch date: 1 September 2010.

Past performance is accurate as at: 31 December 2023.

## PRACTICAL INFORMATION

**Trustee:** Northern Trust Investor Services Limited

**Further information:** Can be obtained from the fund's prospectus and the latest annual and half-yearly reports. The documents are in English and available free of charge. These can be found, along with other information such as the price of the fund's classes by contacting Artemis or visiting [www.fundinfo.com](http://www.fundinfo.com).

**Remuneration policy:** Information about Artemis' remuneration policy is available at [www.artemisfunds.com](http://www.artemisfunds.com); a paper copy is available free of charge on request.

**Tax legislation:** UK tax legislation that applies to the fund may have an impact on your personal tax position.

**Liability:** Artemis Fund Managers Limited may be held liable solely on the basis of any statement contained in this document that is misleading, inaccurate or inconsistent with the relevant parts of the prospectus for the fund.

**Glossary:** For more information about some of the terms used in this document, please visit [www.artemisfunds.com/glossary](http://www.artemisfunds.com/glossary).

**Switches:** Subject to any restrictions on the eligibility of investors for a particular class, you can switch your investments between funds or classes in the Artemis range. For further information, please refer to the prospectus or contact Artemis.

**Contact Artemis:** Visit [www.artemisfunds.com](http://www.artemisfunds.com) or call 0800 092 2051.

**Authorisation and regulation:** The fund is authorised in the UK by the Financial Conduct Authority. Artemis Fund Managers Limited is authorised and regulated in the UK by the Financial Conduct Authority.

This document provides you with key investor information about this fund. It is not marketing material. The information is required by law to help you understand the nature and the risks of investing in this fund. You are advised to read it so you can make an informed decision about whether to invest.

## Artemis UK Select Fund (the “fund”)

The fund is managed by Artemis Fund Managers Limited.

ISIN:	GB00B2PLJG05
Class:	Class I accumulation units, GBP

This key investor information document is accurate as at 15 February 2024.

### OBJECTIVES AND INVESTMENT POLICY

#### Objective

To grow capital over a five year period.

#### Investment policy

##### What the fund invests in

- 80% to 100% in company shares.
- Up to 20% in bonds, cash and near cash, other transferable securities, other funds (up to 10%) managed by Artemis and third party funds, money market instruments, and derivatives.

##### Use of derivatives

The fund may use derivatives:

- for investment purposes to achieve the fund objective, including by taking long and short positions
- to produce additional income or growth
- for efficient portfolio management purposes to reduce risk and manage the fund efficiently.

##### Where the fund invests

- United Kingdom, including companies in other countries that are headquartered or have a significant part of their activities in the United Kingdom.

##### Industries the fund invests in

- Any

##### Other limitations specific to this fund

- Total short exposures to equity derivatives will not exceed 10% of the fund.

##### Investment strategy

- The fund is actively managed.
- The manager generates ideas from a number of sources of information, detailed financial analysis and wider economic analysis. A systematic approach is used to collect, assess, and cross-reference this information.
- A company's valuation relative to the industry in which it operates is also considered.
- While considering factors which are unique to a company, the manager seeks companies whose valuations are overly conservative in relation to their peers and that provide attractive opportunities for a future upgrade.
- Short positions can be taken where stock-specific insight identifies an over-valued company.

#### Benchmarks

##### FTSE All-Share Index TR

A widely-used indicator of the performance of the UK stockmarket, in which the fund invests. It acts as a 'comparator benchmark' against which the fund's performance can be compared. Management of the fund is not restricted by this benchmark.

##### IA UK All Companies NR

A group of other asset managers' funds that invest in similar asset types as this fund, collated by the Investment Association. It acts as a 'comparator benchmark' against which the fund's performance can be compared. Management of the fund is not restricted by this benchmark.

#### Other information

**Dealing frequency:** Normally Monday to Friday except UK public holidays and non-dealing days. Visit [www.artemisfunds.com/non-dealing-days](http://www.artemisfunds.com/non-dealing-days) for more information. Instructions received before 12 noon UK time will be processed at 12 noon on the same day.

**Distribution policy:** This is an accumulation class. Income received is reinvested in the value of the fund.

### RISK AND REWARD PROFILE



- The fund is in the category shown due to historic volatility (how much and how quickly the value of shares in the fund may have risen and fallen in the past due to movements in markets, currencies and interest rates). It may not be a reliable indication of the future risk profile of the fund.

- The risk category has been calculated using historic data and may not be a reliable indicator of the fund's future risk profile.

- A risk indicator of “1” does not mean that the investment is “risk free”.

Risk indicator number is accurate as at: 31 December 2023.

#### The risk indicator may not fully take into account the following risks and the following may affect fund performance:

**Market volatility risk:** The value of the fund and any income from it can fall or rise because of movements in stockmarkets, currencies and interest rates, each of which can move irrationally and be affected unpredictably by diverse factors, including political and economic events.

**Currency risk:** The fund's assets may be priced in currencies other than the fund base currency. Changes in currency exchange rates can therefore affect the fund's value

**Concentration risk:** The fund may have investments concentrated in a limited number of holdings. This can be more risky than holding a wider range of investments.

**Charges from capital risk:** Where charges are taken wholly or partly out of a fund's capital, distributable income may be increased at the expense of capital, which may constrain or erode capital growth.

**Derivatives risk:** The fund may invest in derivatives with the aim of profiting from falling ('shorting') as well as rising prices. Should the asset's value vary in an unexpected way, the fund value will reduce.

**Leverage risk:** The fund may operate with a significant amount of leverage. Leverage occurs when the economic exposure created by the use of derivatives is greater than the amount invested. A leveraged portfolio may result in large fluctuations in its value and therefore entails a high degree of risk including the risk that losses may be substantial.

Please refer to the fund's prospectus for full details of these and other risks which are applicable to this fund.



## CHARGES FOR THE FUND

### One-off charges taken before or after you invest

Entry charge	None
Exit charge	None

This is the maximum that might be taken out of your money before it is invested or before the proceeds of your investment are paid out.

### Charges taken from the fund over a year

Ongoing charges	0.820%
-----------------	--------

### Charges taken from the fund under certain specific conditions

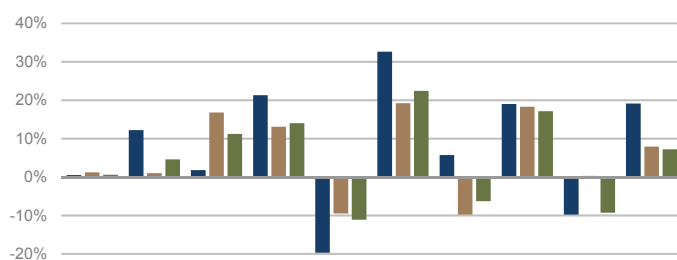
Performance fee	None
-----------------	------

- The charges you pay are used to pay the costs of running the fund, including the costs of marketing and distributing it. The charges reduce the potential growth of your investment.
- The ongoing charges figure is an estimate rather than a historic figure because this better reflects the expected future charges. The charges may vary from year to year. The exact charges made for each financial year are contained in the fund's annual report.
- The annual management charge is taken from income.

For more information about charges, please see the fund's prospectus, which is available at [www.artemisfunds.com](http://www.artemisfunds.com) or [www.fundinfo.com](http://www.fundinfo.com).

Charges are accurate as at: 31 December 2023, unless specified.

## PAST PERFORMANCE



	2014	2015	2016	2017	2018	2019	2020	2021	2022	2023
■ Class I accumulation units, GBP	0.5%	12.2%	1.8%	21.3%	-19.7%	32.6%	5.7%	19.0%	-9.8%	19.1%
■ FTSE All-Share Index TR	1.2%	1.0%	16.8%	13.1%	-9.5%	19.2%	-9.8%	18.3%	0.3%	7.9%
■ IA UK All Companies NR	0.6%	4.6%	11.2%	14.0%	-11.1%	22.4%	-6.3%	17.1%	-9.3%	7.2%

- Class I accumulation units, GBP
- FTSE All-Share Index TR
- IA UK All Companies NR

- How the fund has performed in the past is not a guide to how it will perform in the future.
- This class may have charges or a hedging approach different from those in the IA sector benchmark.
- Past performance is net of all charges except any costs incurred when investors buy or sell the fund.
- Performance is calculated in sterling.
- Fund launch date: 3 April 1998.
- Class launch date: 1 September 2010.

Past performance is accurate as at: 31 December 2023.

## PRACTICAL INFORMATION

**Trustee:** Northern Trust Investor Services Limited

**Further information:** Can be obtained from the fund's prospectus and the latest annual and half-yearly reports. The documents are in English and available free of charge. These can be found, along with other information such as the price of the fund's classes by contacting Artemis or visiting [www.fundinfo.com](http://www.fundinfo.com).

**Remuneration policy:** Information about Artemis' remuneration policy is available at [www.artemisfunds.com](http://www.artemisfunds.com); a paper copy is available free of charge on request.

**Tax legislation:** UK tax legislation that applies to the fund may have an impact on your personal tax position.

**Liability:** Artemis Fund Managers Limited may be held liable solely on the basis of any statement contained in this document that is misleading, inaccurate or inconsistent with the relevant parts of the prospectus for the fund.

**Glossary:** For more information about some of the terms used in this document, please visit [www.artemisfunds.com/glossary](http://www.artemisfunds.com/glossary).

**Switches:** Subject to any restrictions on the eligibility of investors for a particular class, you can switch your investments between funds or classes in the Artemis range. For further information, please refer to the prospectus or contact Artemis.

**Contact Artemis:** Visit [www.artemisfunds.com](http://www.artemisfunds.com) or call 0800 092 2051.

**Authorisation and regulation:** The fund is authorised in the UK by the Financial Conduct Authority. Artemis Fund Managers Limited is authorised and regulated in the UK by the Financial Conduct Authority.

# KEY INVESTOR INFORMATION



This document provides you with key investor information about this Fund. It is not marketing material. The information is required by law to help you understand the nature and the risks of investing in this Fund. You are advised to read it so you can make an informed decision about whether to invest.

**Aviva Investors Global Equity Income Fund, Class 2, Accumulation shares, GBP**, a sub-fund of the Aviva Investors Investment Funds ICVC (ISIN: GB0030442098). The Fund is managed by Aviva Investors UK Fund Services Limited.

## OBJECTIVES AND INVESTMENT POLICY

**Objective:** The Fund aims to grow your investment through a combination of income and capital growth and provide an average annual net return greater than the MSCI® All Country World Index (GBP) (the "Index") over a rolling 5 year period, by investing in shares of global companies.

Within this combined return, the Fund aims to deliver an income equivalent of at least 125% of the income return of the Index, over any given 12-month period.

**Core investment:** At least 80% of the Fund will be invested in shares of global companies. "Global companies" means companies in any country across the globe, including with up to 20% of the Fund invested in emerging markets.

**Other investments:** The Fund may also invest in other shares, other funds (including funds managed by Aviva Investors companies), cash and deposits.

Derivatives, such as futures, may be used from time to time, to gain a particular market exposure which would otherwise be difficult or costly to achieve, or to manage the Fund's cash flows in a cost-effective manner. Derivatives may also be used to reduce risk, such as foreign currency risk within the Fund, which is hedged using Forward Foreign Exchange contracts. This type of derivative usage is called "efficient portfolio management".

**Strategy:** The Fund is actively managed, and the Investment Manager will adopt a high conviction (strong belief) approach aiming to generate the Fund's target income. This will focus on opportunities across what the Investment Manager considers to be mature companies which potentially offer sustainably high dividends, or those which are felt able to steadily grow their dividends while showing financial strength and/or low levels of debt, with a strong management capability. The Fund will also take advantage of businesses in the early stages of development, where high cash generation is driving strong dividend growth. The Investment Manager will aim to invest in companies which have a diversified range of successful products, and which are active in a range of geographical markets.

This Fund is subject to Aviva Investors' baseline exclusion policy – please see **Appendix 2 of the Prospectus for information on these limited investment restrictions.**

**Performance & Risk Measurement:** The Fund's income return target is measured against the Index before the deduction of charges and taxes. The Fund's overall performance is also measured against the Index, after charges and taxes.

The Fund does not base its investment process upon the Index, so will not hold every company in the Index and may also hold companies that do not form part of it.

The Fund uses a "tracking error" to measure the consistency between the Fund's returns and the returns of the Index. In general, the lower the tracking error, the more consistent the Fund's returns are relative to the Index, and vice-versa. The Fund is expected to have an average yearly tracking error of between 2% and 6% when compared to the Index. In certain conditions the Fund may be outside of this range.

The Index comprises large and medium sized companies, as determined by their market capitalisation (total market value of a company's outstanding shares), from both developed and emerging markets, and the Index is designed to provide a broad measure of global equity market performance.

The Index has been selected as a benchmark for the income target and performance and risk measurement because it is representative of the type of companies in which the Fund is likely to invest, and it is therefore an appropriate measure for the Fund's performance.

Note: MSCI makes no express or implied warranties or representations and shall have no liability whatsoever with respect to any MSCI data contained herein. The MSCI data may not be further redistributed or used as a basis for other indices or any securities or financial products. This KIID is not approved, endorsed, reviewed or produced by MSCI. None of the MSCI data is intended to constitute investment advice or a recommendation to make (or refrain from making) any kind of investment decision and may not be relied on as such.

**Recommendation:** this Fund may not be appropriate for investors who plan to withdraw their money within 5 years.

**Other information:** You can buy and sell shares on any London business day.

This is an accumulation share class and any income from the Fund will remain in the Fund and is reflected in the share price.

For full investment objectives and policy details please refer to the Prospectus.

## RISK AND REWARD PROFILE



**Lower risk**

**Higher risk**

Typically lower rewards

Typically higher rewards

This indicator is based on historical data, calculated using European Union rules, and may not be a reliable indication of the future risk profile of the Fund.

The risk and reward category shown is not guaranteed to remain unchanged and may change over time. The lowest category does not mean 'risk free'.

The value of investments and the income from them will change over time.

The Fund price may fall as well as rise and as a result you may not get back the original amount you invested.

The Fund has been allocated a risk number based on the historic volatility of its share price or where insufficient information is available appropriate asset classes.

**Currency risk:** Changes in currency exchange rates could reduce investment gains or increase investment losses. Exchange rates can change rapidly, significantly and unpredictably.

**Emerging markets risk:** Compared to developed markets, emerging markets can have greater political instability and limited investor rights and freedoms, and their securities can carry higher equity, market, liquidity, credit and currency risk.

**Equities Risk:** Equities can lose value rapidly, can remain at low prices indefinitely, and generally involve higher risks — especially market risk — than bonds or money market instruments. Bankruptcy or other financial restructuring can cause the issuer's equities to lose most or all of their value.

**Hedging risk:** Any measures taken to offset specific risks will generate costs (which reduce performance), could work imperfectly or not at all, and if they do work will reduce opportunities for gain.

**Illiquid securities risk:** Certain assets held in the Fund could, by nature, be hard to value or to sell at a desired time or at a price considered to be fair (especially in large quantities), and as a result their prices could be very volatile.

**Income Risk:** The investment objective of a Fund is to generate income, at times this may limit opportunities for capital growth.

Full information on the risks applicable to the Fund is detailed in the Prospectus.

## CHARGES

### One-off charges taken before or after you invest

Entry charge	None
Exit charge	None

### Charges taken from the Fund over a year

Ongoing charges	0.87%
-----------------	-------

### Charges taken from the Fund under certain specific conditions

Performance fee	None
-----------------	------

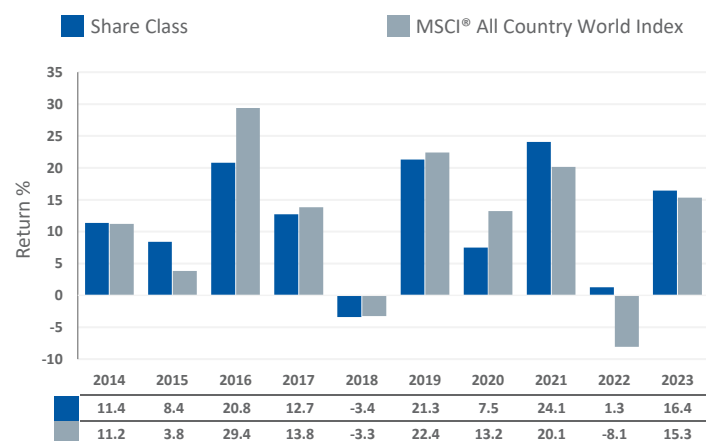
The charges you pay are used to pay the costs of running the Fund, including the costs of marketing and distributing it. These charges reduce the potential growth of your investment.

The entry and exit charges shown are the maximum that might be taken out of your money before it is invested / before the proceeds of your investment are paid out.

The ongoing charges figure is based on last year's expenses for the year ending 15 October 2023. The figure for ongoing charges excludes performance fees and portfolio transaction costs, except in the case of an entry/exit charge paid by the Fund when buying or selling units in another collective investment undertaking.

For more information about charges please see the charges sections of the Fund's Prospectus.

## PAST PERFORMANCE



Past performance is no guide to future performance.

The past performance shown in the chart opposite takes into account all charges except entry charges.

The Share Class was launched on 14 May 2001.

Performance is calculated in the Share Class currency which is GBP.

Source: Aviva Investors/Morningstar as at 31 December 2023.

## PRACTICAL INFORMATION

Depository - J.P. Morgan Europe Limited.

More practical information about the Fund and copies of the Prospectus and the latest annual and half yearly reports are available free of charge from Aviva Investors UK Fund Services Limited PO Box 10410, Chelmsford, CM99 2AY. These documents will be in English and cover the whole ICVC.

The latest published price of shares in the Fund and other information on the Fund, including how to buy and sell shares, is also available at [www.avivainvestors.co.uk](http://www.avivainvestors.co.uk).

Shares other than Class 2 are offered by the Fund, as set out in the Prospectus.

You may switch between funds in the Aviva Investors Investments Funds ICVC. Details on switching are provided in the Prospectus.

The Fund is subject to the tax laws and regulations of the United Kingdom. Depending on your own country of residence, this might have an impact on your investment.

The liabilities of the Fund are segregated and the assets of this Fund will not be used to pay debts of other funds.

Aviva Investors UK Fund Services Limited may be held liable solely on the basis of any statement contained in this document that is misleading, inaccurate or inconsistent with the relevant parts of the Prospectus for the Fund.

The details of the up-to-date remuneration policy of the Management Company, including the composition of its remuneration committee, a description of the key remuneration elements and an overview of how remuneration is determined, are available on the website [www.avivainvestors.com](http://www.avivainvestors.com). A paper copy of the remuneration policy can be made available upon request and free of charge at the Management Company's registered office.

The sub-fund launched on 14 February 2000, is authorised in the United Kingdom and regulated by The Financial Conduct Authority. Aviva Investors UK Fund Services Limited is authorised in the United Kingdom and regulated by The Financial Conduct Authority.

This document provides you with key investor information about this fund. It is not marketing material. The information is required by law to help you understand the nature and the risks of investing in this fund. You are advised to read it so you can make an informed decision about whether to invest.

## AXA Framlington Biotech Fund

Unit class : AXA Framlington Biotech Fund Z Accumulation GBP (ISIN: GB00B784NS11)  
This Fund is managed by AXA Investment Managers UK Limited, part of the AXA IM Group

### Objective and Investment Policy

#### Investment Objective

The aim of this Fund is to provide long-term capital growth over a period of 5 years or more.

#### Investment Policy

The Fund invests in shares of listed companies, principally (meaning at least 80% of its assets) in the biotechnology, genomic and medical research industry, which the fund manager believes will provide above-average returns. The Fund invests in companies of any size which can be based anywhere in the world, albeit the Fund tends to be biased towards the US as this is where the majority of biotechnology companies are based. The fund manager selects shares based upon analysis of a company's financial status, quality of its management, expected profitability and prospects for growth. The fund manager has full discretion to select investments for the Fund in line with the above investment policy and in doing so may take into consideration the NASDAQ Biotechnology Total Return index (GBP). The NASDAQ Biotechnology Total Return index (GBP) is designed to measure the performance of NASDAQ stocks in the biotechnology sector. This index best represents a core component of the Managers' investment universe. This Fund is actively managed in reference to the NASDAQ Biotechnology Total Return index (GBP), which may be used by investors to compare the Fund's performance.

#### Income

Income from investments in the Fund will be rolled up into the value of your unit if you hold accumulation units.

#### Fund Currency

The reference currency of the Fund is Sterling.

#### Investment Horizon

This Fund may not be suitable for investors who plan to withdraw their contribution within five years.

#### Processing of subscription and redemption orders

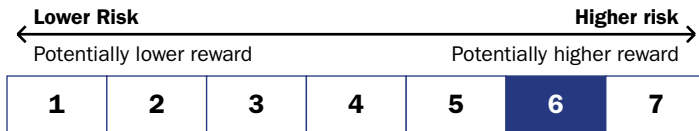
Your orders to buy, sell or transfer units in the Fund must be received by the Administrator by 12 noon on any working day, to receive that day's Fund price. Please note that if your order is placed by an intermediary or Financial Adviser they may require extra processing time.

The Net Asset Value of this Fund is calculated on a daily basis.

Minimum initial investment: £100,000

Minimum subsequent investment: £5,000

### Risk and Reward Profile



The risk category is calculated using historical performance data and may not be a reliable indicator of the Fund's future risk profile.

The risk category shown is not guaranteed and may shift over time.

The lowest category does not mean risk free.

#### Why is this Fund in this category?

The capital of the Fund is not guaranteed. The Fund is invested in financial markets and uses techniques and instruments which may be subject to sudden and significant variation, which may result in substantial gains or losses.

#### Additional Risks (risks materially relevant to the fund which are not adequately captured by the indicator)

**Counterparty Risk:** failure by any counterparty to a transaction (e.g. derivatives and securities lending) with the Fund to meet its obligations may adversely affect the value of the Fund. The Fund may receive assets from the counterparty to protect against any such adverse effect but there is a risk that the value of such assets at the time of the failure would be insufficient to cover the loss to the Fund.

**Single Sector Risk:** as this Fund is invested in a single sector, the Fund's value will be more closely aligned with the performance of that sector and it may be subject to greater fluctuations in value than more diversified funds.

**Currency Risk:** the Fund holds investments denominated in currencies other than the base currency of the Fund. As a result, exchange rate movements may cause the value of investments (and any income received from them) to fall or rise affecting the Fund's value.

Further explanation of the risks associated with an investment in this Fund can be found in the prospectus.

## AXA Framlington Biotech Fund

### Charges

The charges you pay are used to pay the cost of running the fund, including the costs of marketing and distributing it. These charges reduce the potential growth of your investment.

#### One-off charges taken before or after you invest

Entry charge	none
Exit charge	none

This is the maximum that might be taken out of your money before it is invested.

#### Charges taken from the fund over a year

Ongoing charges	0.80%
-----------------	-------

#### Charges taken from the fund under certain specific conditions

Performance fee	none
-----------------	------

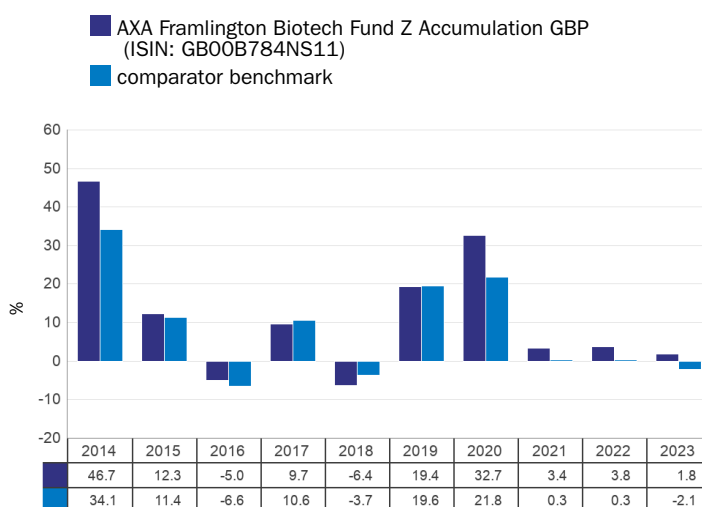
The entry and exit charges shown are maximum figures. In some cases, you might pay less - you can find this out from your Financial Adviser.

The ongoing charges figure is based on expenses for the previous twelve month period. This figure may vary from year to year. It excludes:

- Performance fees
- Portfolio transaction costs, except in the case of an entry/exit charge paid by the Fund when buying or selling units in another collective investment undertaking.

For more information about charges, please refer to AXA IM website: <https://www.axa-im.co.uk/important-information/fund-charges-and-costs> as well as the Fees and Expenses section of the prospectus which is available at <https://funds.axa-im.com>.

### Past performance



Past performance is not a reliable indicator of future results.

Past performance is shown after the deduction of ongoing charges. Any entry/exit fees are excluded from the calculation.

The Sub-Fund was launched on 02/11/2001 and the share class in 2001.

Past performance has been calculated in Sterling and is expressed as a percentage change of the Fund's Net Asset Value at each year end.

Prior to 01/06/2024 the comparator benchmark of the fund was the NASDAQ Biotechnology Price Return index (GBP). Since 01/06/2024 the comparator benchmark is NASDAQ Biotechnology Total Return Index (GBP).

### Practical information

#### Trustee:

HSBC Bank Plc  
Registered Office  
8 Canada Square  
London, E14 5HQ

#### Further information:

More detailed information on this Fund, such as the prospectus as well as the latest annual and semi-annual report, can be obtained free of charge from the Fund's Management Company, the Administrator, the Fund's distributors, online at <https://funds.axa-im.com>, or by calling 0345 777 5511. These documents are available in English.

More unit classes are available for this Fund. For more details about other unit classes, please refer to the prospectus, which is available at <https://funds.axa-im.com>.

Details of the up to date remuneration policy of the Management Company are published online at <https://www.axa-im.com/important-information/remuneration-policy>. This includes the description of how remuneration and benefits are awarded for employees, and information on the remuneration committee. The Management Company provides a paper copy free of charge upon request.

A glossary of some of the terms used in this document can be found online at <https://retail.axa-im.co.uk/glossary>.

#### Net Asset Value Publication:

The Net Asset Value per unit is available at <https://www.axa-im.co.uk> and at the registered office of the Fund's Management Company.

#### Tax Legislation:

The Fund is subject to the tax laws and regulations of the United Kingdom. Depending on your own country of residence this might have an impact on your investments. For further details, you should consult a tax adviser.

#### Liability Statement:

AXA Investment Managers UK Limited may be held liable solely on the basis of any statement contained in this document that is misleading, inaccurate or inconsistent with the relevant parts of the prospectus for the Fund.

#### Switching between Funds:

Unitholders may apply for their units to be converted into units of another Fund, provided that the conditions for accessing the target units are fulfilled. Investment would be at the Net Asset Value of the target fund, calculated at the applicable Valuation Point following receipt of the conversion request. The redemption and subscription costs connected with the conversion may be charged to the shareholder as indicated in the prospectus.

For more details about how to switch Fund, please refer to the section in the Fund's prospectus entitled "Can I switch or convert units and what are the implications?", which is available at <https://funds.axa-im.com>.

## FTF ClearBridge Global Infrastructure Income Fund

**Class W (acc) GBP • ISIN GB00BMF7D555** • A sub-fund of Franklin Templeton Funds

The management company is Franklin Templeton Fund Management Limited which is referred to in this document as the authorised corporate director or "ACD".

For the purposes of the UK Sustainability Disclosure Requirements ("UK SDR"), a sustainable investment label helps investors find funds that have a specific sustainability objective. This Fund does not have a UK sustainable investment label because it does not have a specific sustainability objective.

### Objectives and Investment Policy

The Fund aims to generate income and increase in value through investment growth. Over periods of five years, the Fund seeks to achieve an average annual return of OECD G7 Inflation Index + 5.5%, before the deduction of all fees and costs.

There is no guarantee that the Fund will achieve this return over this or any other time period. Capital invested is at risk and you may get back less than you paid in.

#### Core investment

The Fund invests at least 80% of the Fund's assets in a diverse range of shares of companies listed on the stock exchanges of developed countries. Such companies will operate across a variety of infrastructure sub-sectors, which may include gas, electricity, water, toll-roads, airports, rail and communication.

#### Other investments

The Fund may also invest in:

- recently issued shares of companies which are not yet listed but which are expected to be listed within 12 months of purchase;
- other transferable securities;
- cash and cash equivalents;
- money market instruments; and
- other collective investment schemes (which may include collective investment schemes operated by the ACD or any of its associates). The Fund may not invest more than 10% in other collective investment schemes. The Fund can use derivatives for efficient portfolio management (managing the Fund in a way that is designed to reduce risk or cost and/or generate extra income or growth). However, the Fund can introduce more speculative use of derivatives in the future on 60 days' notice to investors. Derivatives are financial contracts whose value is linked to the price of another asset (e.g. indices, interest rates, share prices or currencies). Up to 10% of the Fund may be invested in derivatives and recently issued securities.

While the Fund will normally be invested in accordance with the limits set out above, the Investment Manager has the freedom to invest outside of these limits, sometimes significantly, where the Investment Manager considers that, due to prevailing market conditions, it is in the interests of the Fund and its shareholders to do so.

#### Geographic locations (where we invest)

The Fund may invest in companies operating anywhere in the world. Up to 20% of the Fund's assets may be invested in shares of companies, including depositary receipts (a type of listed security which enables investors to hold shares in foreign companies), issued by companies in emerging markets (countries whose economy and financial markets are still developing).

#### How we select investments (investment strategy)

This Fund is actively managed, which means that the Investment Manager does not copy a benchmark when selecting investments for the Fund. The Fund usually invests in shares of around 30 – 60 companies, although the

Investment Manager may invest in fewer or more companies where it considers this to be in the interests of the Fund.

The Investment Manager selects securities based on their potential return and risk characteristics and role in achieving the Fund's investment objective. The portfolio is not constrained by any market index. The Investment Manager seeks to select infrastructure and utility companies which operate under a regulatory regime, or concession arrangement which provides the Investment Manager with a predictable cash flow and minimum yield. In considering yield, the Investment Manager looks at the dividend yield, the dividend per share expectations over a five year period, and the relationship of a company's dividends and cash flows, over an estimated holding period.

#### ESG (environmental, social, and governance) factors

The Investment Manager integrates financial and non-financial considerations in its assessment of a prospective investment. In selecting the Fund's investments, the Investment Manager assesses prospective investments against various ESG factors, depending on the sector of the investee company. These ESG factors are used to inform the Investment Manager's wider assessment of the value and financial attractiveness of each potential investment and exposures are adjusted accordingly. The Investment Manager may exclude investments depending on their assessment of ESG factors. In addition, the Investment Manager applies automatic exclusions for investments in certain sectors. For more detailed information about how the Investment Manager considers ESG, and a list of exclusions, please see the Fund's 'UK SDR: Consumer Facing Disclosures' available at [www.franklintempleton.co.uk/CFD\\_33767](http://www.franklintempleton.co.uk/CFD_33767) and the investment objective and policy in the prospectus, available at [www.franklintempleton.co.uk/ftfdocuments](http://www.franklintempleton.co.uk/ftfdocuments) in the "Additional Documents" tab.

#### Additional Information

- The Fund's performance can be measured against its performance target. It can also be measured against the FTSE Global Core Infrastructure 50/50 Index, which provides a broad representation of the listed infrastructure industry.

- You may request the sale of your shares in the Fund on any UK business day.

**Recommendation:** this Fund may not be appropriate for investors who plan to withdraw their money within five years.

The income received from the Fund's investments is accumulated and included in the value of the shares.

#### Terms to Understand

**Shares of companies (equities):** securities that represent an ownership stake in a company.

**Transferable securities:** investments such as shares or debt that can be bought and sold between investors.

### Risk and Reward Profile



#### What does this indicator mean and what are its limits?

This indicator is designed to provide you with a measure of the price movement of this share class based on historical behavior.

Historical data may not be a reliable indication of the future risk profile of the Fund. The category shown is not guaranteed to remain unchanged and may shift over time.

The lowest category does not mean risk free.

#### Why is the Fund in this specific category?

The Fund does not offer any capital guarantee or protection and you may not

get back the amount invested. The Fund is in its risk/reward category because a concentrated investment (the Fund holds fewer investments than many other funds) in shares of infrastructure companies from various countries and sectors have historically been subject to relatively large fluctuations in value. As a result, the performance of the Fund can fluctuate significantly over relatively short time periods.

#### Risks materially relevant not adequately captured by the indicator:

**Concentration risk:** the risk that arises when a fund invests in relatively few holdings, few sectors or a restricted geographic area. Performance may be more volatile than a fund with a greater number of securities.

**Investment in infrastructure:** The fund invests in shares of infrastructure companies, and the value of these shares can be negatively affected by economic or regulatory occurrences affecting their industries. Investments in new infrastructure projects carry risks where they may not be completed within the budget, agreed timeframe or specifications. Operational and supply disruptions can also have a negative effect on the value of the company's shares.

**Derivative instruments risk:** the risk of loss in an instrument where a small change in the value of the underlying investment may have a larger impact on the value of such instrument. Derivatives may involve additional liquidity, credit and counterparty risks.

**Emerging markets risk:** the risk related to investing in countries that have less developed political, economic, legal and regulatory systems, and that may be impacted by political/economic instability, lack of liquidity or transparency, or safekeeping issues.

**Equity risk:** prices of equities may be affected by factors such as economic, political, market, and issuer-specific changes. Such changes may adversely affect the value of the equities regardless of company-specific performance.

**Foreign currency risk:** the risk of loss arising from exchange-rate fluctuations or due to exchange control regulations.

**Liquidity risk:** the risk that arises when adverse market conditions affect the ability to sell assets when necessary. Such risk may be triggered by (but not limited to) unexpected events such as environmental disasters or pandemics. Reduced liquidity may have a negative impact on the price of the assets.

For a full discussion of all the risks applicable to this Fund, please refer to the "Risk Factors" section of the current prospectus of Franklin Templeton Funds.

## Charges

### One-off charges taken before or after you invest

<b>Entry charge</b>	0.00%
<b>Exit charge</b>	0.00%

*This is the maximum that might be taken out of your money before it is invested (in the case of the entry charge) or before money is paid out to you when you sell shares in the Fund (in the case of the exit charge).*

### Charges taken from the Fund over a year

<b>Ongoing charges</b>	0.82%
------------------------	-------

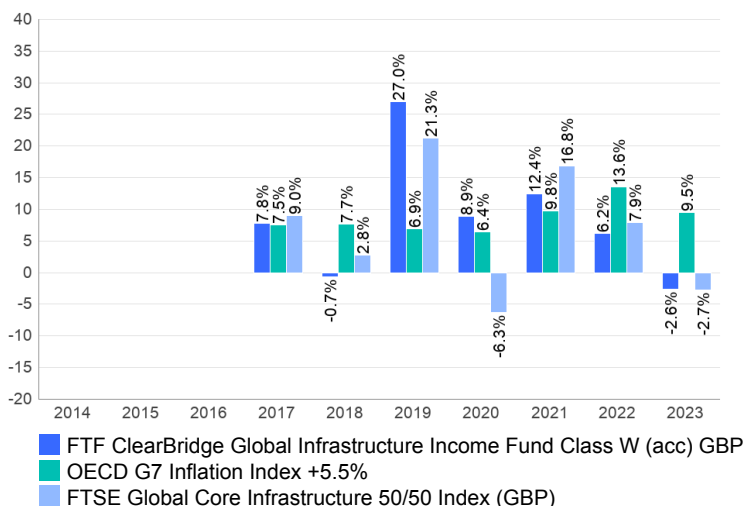
### Charges taken from the Fund under certain specific conditions

<b>Performance fee</b>	Not applicable
------------------------	----------------

The ongoing charges figure is based on the expenses for the Fund for the year to October 2024 and it may vary from year to year. It is an estimate of the charges made to the Fund over a year to cover the costs of managing, operating, and distributing the Fund. Charges are deducted from the value of the assets held by the Fund and are reflected in the daily price that is used to buy and sell shares in the Fund. These charges reduce the potential growth of your investment and/or the income paid from it. For example, a Fund with an ongoing charges figure of 0.5%, means that an investor would pay £5 in charges over the course of a year for every £1,000 they had invested. Please note that the ongoing charge excludes some other costs (such as those incurred by the Fund when buying and selling securities) so total costs paid by investors each year may be slightly higher than the ongoing charges figure.

For detailed information about charges, please refer to the "Fees and Charges" section of the current prospectus of Franklin Templeton Funds and the Fund's annual report for details on the exact charges made.

## Past Performance



- Past performance is not a guide to future performance.
- The past performance shown here includes all the ongoing charges.
- Past performance is calculated in GBP.
- The Fund was launched on 16 September 2022 to receive the assets of FTF ClearBridge Global Infrastructure Income Fund, which was a sub-fund of Franklin Templeton Funds II - another UK UCITS Scheme managed by the ACD (the "merging fund"), which was very similar to the Fund. More information about the merger is available on our website. Because of the similarities between the merging fund and the Fund, we have used the past performance of Class X Acc. GBP in the merging fund for the period from the start of the performance chart up to the launch date of the Fund.

## Practical Information

- The Depositary of Franklin Templeton Funds is The Bank of New York Mellon (International) Limited.
- You can obtain further information about the Fund, copies of its prospectus and the latest annual and semi-annual reports of Franklin Templeton Funds from the website [www.franklintempleton.co.uk](http://www.franklintempleton.co.uk) or free of charge from Franklin Templeton Fund Management Limited, Cannon Place, 78 Cannon Street, London EC4N 6HL or your financial adviser. These documents are each available in English.
- The latest prices and other practical information on the Fund (including information about the other share classes of the Fund) are available from Franklin Templeton Fund Management Limited, Cannon Place, 78 Cannon Street, London EC4N 6HL or [www.franklintempleton.co.uk](http://www.franklintempleton.co.uk).
- Please note that the United Kingdom taxation regime may have an impact on your personal tax position. Please consult your financial or tax adviser before deciding to invest.
- Franklin Templeton Fund Management Limited may be held liable solely on the basis of any statement contained in this document that is misleading, inaccurate or inconsistent with the relevant parts of the

prospectus of the Fund.

- The Fund is a sub-fund of Franklin Templeton Funds. The prospectus and the annual and semi-annual reports refer to all sub-funds of Franklin Templeton Funds. All sub-funds of Franklin Templeton Funds have segregated assets and liabilities. As a result, each sub-fund is operated independently from each other.
- You may exchange your shares in the Fund for shares in another sub-fund of Franklin Templeton Funds as further described in the prospectus.
- The details of the up-to-date remuneration policy, including, but not limited to, a description of how remuneration and benefits are calculated, the identity of persons responsible for awarding the remuneration and benefits including the composition of the remuneration committee, are available at [www.franklintempleton.co.uk](http://www.franklintempleton.co.uk) and a paper copy can be obtained free of charge. If you need any additional support to help you understand this document or any of our communications, please let the Client Services team know, and they will do their best to help you. The Client Services team can be contacted: by email to [enquiries@franklintempleton.co.uk](mailto:enquiries@franklintempleton.co.uk); by telephone on 0800 305 306, or +44 20 7073 1843 if you are outside the UK; by writing to us, at: Franklin Templeton, PO Box 24064, Edinburgh, EH3 1EX.

## Key Investor Information

This document provides you with key investor information about this Fund. It is not marketing material. The information is required by law to help you understand the nature and the risks of investing in this Fund. You are advised to read it so you can make an informed decision about whether to invest.

# American Index Fund

a sub-fund of HSBC Index Tracker Investment Funds, (the "OEIC");  
managed by HSBC Asset Management (Fund Services UK) Limited

Class: Accumulation C  
ISIN: GB00B80QG615

**Explanations of terms shown within the objectives and policy in bold, can be found within the glossary on the HSBC Global Asset Management (UK) Limited website: <http://www.assetmanagement.hsbc.com>.**

## Objectives and Investment Policy

- The Fund aims to track the performance of the S&P 500 Index (the "Index") before the deduction of charges and tax.
- The Index is made up of the 500 largest stock market listed companies in the United States of America, as defined by the Index provider.
- The Fund will invest directly in shares (**equities**) of all of the companies that make up the Index and in the same or very similar proportions in which they are included in the Index.
- However, there may be circumstances when it is not possible or practical for the Fund to invest in shares of all the companies of the Index. The Fund may not invest in all the companies of the Index to manage transaction costs or to reflect market conditions, regulations or HSBC's banned weapons policy.
- The Fund may hold cash and other funds, including funds managed by the **HSBC Group**, to manage day-to-day cash flow requirements.
- The anticipated **tracking error** for the Fund is expected to be up to 0.10%.

### Use of derivatives

- The Fund may invest in different types of **derivatives** for **efficient portfolio management**, including **hedging**. In particular the Fund may use **derivatives** to help it manage cash flows and dividend payments with the aim of generating **returns** that are consistent with the Index. The use of **derivatives** will be consistent with the risk profile of the Fund.
- The Fund may enter into securities lending transactions for up to 29% of its assets. However, this is not expected to exceed 25%.
- Income is reinvested.
- You may sell your investment on any business day by contacting the administrator before the dealing deadline at 12pm.
- Recommendation: this Fund may not be appropriate for investors who plan to withdraw their money within a period of 5 years.

## Risk and Reward Profile



The risk and reward indicator is based on historical data and may not be a reliable indication of the future risk profile of the Fund.

The risk and reward category shown is not guaranteed to remain unchanged and may shift over time. The lowest category does not mean a risk-free investment.

### Why is this Fund in this specific category?

This Fund is classified in category 5 because its price or simulated data has shown medium to high fluctuations historically.

### Material risks not fully captured by the Risk and Reward Indicator:

- **Counterparty Risk** The possibility that the counterparty to a transaction may be unwilling or unable to meet its obligations.
- **Derivatives Risk** Derivatives can behave unexpectedly. The pricing and volatility of many derivatives may diverge from strictly

reflecting the pricing or volatility of their underlying reference(s), instrument or asset.

- **Exchange Rate Risk** Changes in currency exchange rates could reduce or increase investment gains or investment losses, in some cases significantly.
- **Index Tracking Risk** To the extent that the Fund seeks to replicate index performance by holding individual securities, there is no guarantee that its composition or performance will exactly match that of the target index at any given time ("tracking error").
- **Investment Leverage Risk** Investment Leverage occurs when the economic exposure is greater than the amount invested, such as when derivatives are used. A Fund that employs leverage may experience greater gains and/or losses due to the amplification effect from a movement in the price of the reference source.
- **Liquidity Risk** Liquidity is a measure of how easily the Fund's holdings can be quickly converted to cash. The value of the Fund's holdings may be significantly impacted by liquidity risk during adverse market conditions.
- **Operational Risk** Operational errors may affect transactions, valuation, accounting, financial reporting and other processes relating to the Fund.

## Charges

The charges you pay are used to pay the running costs of the Fund, including the marketing and distribution costs. These charges reduce the potential growth of the investment.

### One-off charges taken before or after you invest

Entry charge	0.00%
Exit charge	0.00%

This is the maximum that might be taken out of your money before it is invested or before the proceeds of your investment are paid out.

### Charges taken from the Fund over a year

Ongoing charge	0.07%
----------------	-------

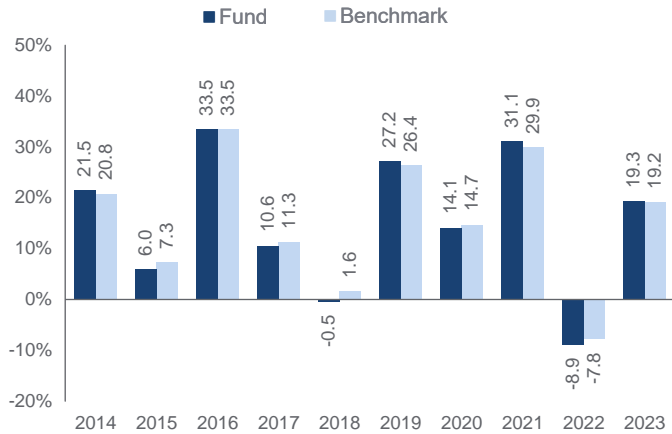
### Charges taken from the Fund under certain specific conditions

Performance fee	None
-----------------	------

- The entry and exit charges shown are the maximum that may be charged. In some cases you may pay less. You can obtain the actual charges from your financial adviser.
- A conversion charge may be payable.
- The ongoing charges figure shown here is an estimate of the charges. The ongoing charges figure shown is an estimate due to a material change in the fee structure. The Fund's annual report for each financial year will include detail on the exact charges made.

Further information on Charges can be found in the "Fees and Expenses" section of the Fund's Prospectus.

## Past Performance



- Past performance is not a guide to future performance; the value of your investment and any income from it can go down as well as up.
- Performance returns are based on the net asset value with distributable income reinvested. Past performance takes account of all ongoing charges but not entry, exit or conversion charges.
- The past performance of this share class is calculated in GBP.
- The performance of the Fund is shown against the performance of the S&P 500 Index.
- The Fund was launched on 31 October 1988.

## Practical Information

### Depository

State Street Trustees Limited.

### Further information

Further information about the OEIC including the latest Prospectus, latest published prices of shares, annual report and half yearly report may be obtained free of charge, in English, from the Administrator, HSBC Asset Management (Fund Services UK) Limited, Sunderland SR43 4BF or by visiting [www.assetmanagement.hsbc.com](http://www.assetmanagement.hsbc.com). The most recent Prospectus is available in English. This document describes a single share class of the OEIC. The Prospectus, annual and half yearly reports are prepared for the entire OEIC.

### Share classes

Other share classes are available, as detailed in the Prospectus. It is possible to convert your shares into a different share class or switch your shares into a different Fund within the OEIC. Details of how to do this are in the Prospectus (please note an initial charge may apply).

### Remuneration Policy

The Remuneration Policy of the Authorised Corporate Director, which describes the remuneration practices and governance arrangements for UCITS and AIFMD Authorised entities, is available at [www.assetmanagement.hsbc.com](http://www.assetmanagement.hsbc.com) (please select "About Us" then "Our Governance" then "Remuneration Practices and Governance Arrangements for UCITS and AIFMD Authorised Entities") or on request free of charge from the Administrator.

### Tax

UK tax legislation may have an impact on your personal position.

### Management Company

HSBC Asset Management (Fund Services UK) Limited, the Authorised Corporate Director, may be held liable solely on the basis of any statement contained in this document that is misleading, inaccurate or inconsistent with the relevant parts of the Prospectus for the OEIC.

### Segregated liability

The OEIC is an umbrella investment company with segregated liability between Funds. This means that the holdings of one Fund are kept separate from the holdings of the other Funds and your investment in the Fund cannot be used to pay the liabilities of any other Fund.

The Fund is authorised in the United Kingdom and regulated by the Financial Conduct Authority. HSBC Asset Management (Fund Services UK) Limited is authorised in the United Kingdom and regulated by the Financial Conduct Authority.

This key investor information is accurate as at 26 July 2024.

## Key Investor Information

This document provides you with key investor information about this Fund. It is not marketing material. The information is required by law to help you understand the nature and the risks of investing in this Fund. You are advised to read it so you can make an informed decision about whether to invest.

# US Multi-Factor Equity Fund

a sub-fund of HSBC Universal Investment Funds, (the "OEIC");  
managed by HSBC Asset Management (Fund Services UK) Limited

Class: Institutional A  
Accumulation  
ISIN: GB00B19DCX31

**Explanations of terms shown within the objectives and policy in bold, can be found within the glossary on the HSBC Global Asset Management (UK) Limited website: <http://www.assetmanagement.hsbc.com>.**

## Objectives and Investment Policy

- The Fund aims to provide **growth** in the long term, which is a period of five years or more.
- To achieve its objective the Fund will invest at least 80% of its value in shares (**equities**) of US companies. US companies are those that are based in the US, or earn at least 80% of their revenue from the US.
- The Fund may invest up to 20% of its value in other assets, such as shares of non-US companies, assets equivalent to shares of companies and cash.
- The Fund may also invest up to 10% of its value in other funds, which may be managed by the **HSBC Group**.
- The investment manager identifies potential shares of companies from the S&P 500 Index together with potential shares of companies that are not part of the Index and ranks them from the least attractive to most attractive based upon certain factors, such as value, quality and size. The manager's investment approach then aims to maximise exposure to the highest ranked shares whilst maintaining a portfolio diversified by companies and sectors to manage risk.

### Use of Benchmarks

- The Fund is managed with reference to the S&P 500 Index. The sector and stock constraints, relative to the S&P 500 Index, within the investment strategy means the Fund **returns** are more likely to be closer to the **returns** of the S&P 500 Index


than if there were no limits on the level of risk the Fund may take.

- The S&P 500 Index is also considered as part of our investment risk monitoring process, to check that the overall level of risk taken by the fund manager is not inconsistent with the US **equities** market.
- The performance of the Fund is therefore shown against the performance of the S&P 500 Index.

### Use of Derivatives

- The Fund may invest in different types of **derivatives** for **efficient portfolio management** purposes, including **hedging**. The Fund does not currently use **derivatives** to reduce the risk of movements in the rate of exchange between Sterling and other currencies in which the Fund's assets may be held. The Fund does not intend to use **derivatives** extensively and their use will be consistent with the risk profile of the Fund.
- The Fund may enter into securities lending transactions for up to 29% of its assets. However, this is not expected to exceed 25%.
- Income is reinvested.
- You may sell your investment on any business day by contacting the administrator before the dealing deadline at 12pm.
- Recommendation: this Fund may not be appropriate for investors who plan to withdraw their money within a period of 5 years.

## Risk and Reward Profile



The risk and reward indicator is based on historical data and may not be a reliable indication of the future risk profile of the Fund.

The risk and reward category shown is not guaranteed to remain unchanged and may shift over time. The lowest category does not mean a risk-free investment.

### Why is this Fund in this specific category?

This Fund is classified in category 5 because its price or simulated data has shown medium to high fluctuations historically.

### Material risks not fully captured by the Risk and Reward Indicator:

- **Counterparty Risk** The possibility that the counterparty to a transaction may be unwilling or unable to meet its obligations.

- **Derivatives Risk** Derivatives can behave unexpectedly. The pricing and volatility of many derivatives may diverge from strictly reflecting the pricing or volatility of their underlying reference(s), instrument or asset.
- **Exchange Rate Risk** Changes in currency exchange rates could reduce or increase investment gains or investment losses, in some cases significantly.
- **Investment Leverage Risk** Investment Leverage occurs when the economic exposure is greater than the amount invested, such as when derivatives are used. A Fund that employs leverage may experience greater gains and/or losses due to the amplification effect from a movement in the price of the reference source.
- **Liquidity Risk** Liquidity is a measure of how easily the Fund's holdings can be quickly converted to cash. The value of the Fund's holdings may be significantly impacted by liquidity risk during adverse market conditions.
- **Operational Risk** Operational errors may affect transactions, valuation, accounting, financial reporting and other processes relating to the Fund.

## Charges

The charges you pay are used to pay the running costs of the Fund, including the marketing and distribution costs. These charges reduce the potential growth of the investment.

### One-off charges taken before or after you invest

Entry charge	0.00%
Exit charge	0.00%

This is the maximum that might be taken out of your money before it is invested or before the proceeds of your investment are paid out.

### Charges taken from the Fund over a year

Ongoing charge	0.30%
----------------	-------

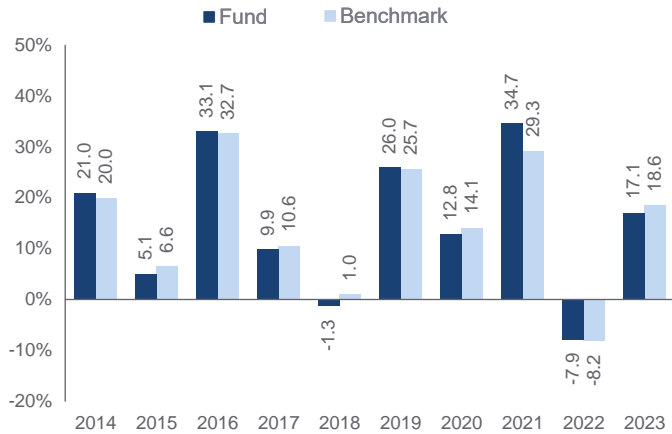
### Charges taken from the Fund under certain specific conditions

Performance fee	None
-----------------	------

- The entry and exit charges shown are the maximum that may be charged. In some cases you may pay less. You can obtain the actual charges from your financial adviser.
- A conversion charge may be payable.
- The ongoing charges figure shown here is an estimate of the charges. The ongoing charges figure shown is an estimate due to a material change in the fee structure. The Fund's annual report for each financial year will include detail on the exact charges made.

Further information on Charges can be found in the "Fees and Expenses" section of the Fund's Prospectus.

## Past Performance



- Past performance is not a guide to future performance; the value of your investment and any income from it can go down as well as up.
- Performance returns are based on the net asset value with distributable income reinvested. Past performance takes account of all ongoing charges but not entry, exit or conversion charges.
- The past performance of this share class is calculated in GBP.
- The performance of the Fund is shown against the performance of the S&P 500 Index.
- The Fund was launched on 24 July 2006.

## Practical Information

### Depository

State Street Trustees Limited.

### Further information

Further information about the OEIC including the latest Prospectus, latest published prices of shares, annual report and half yearly report may be obtained free of charge, in English, from the Administrator, HSBC Asset Management (Fund Services UK) Limited, Sunderland SR43 4BF or by visiting [www.assetmanagement.hsbc.com](http://www.assetmanagement.hsbc.com). The most recent Prospectus is available in English. This document describes a single share class of the OEIC. The Prospectus, annual and half yearly reports are prepared for the entire OEIC.

### Share classes

Other share classes are available, as detailed in the Prospectus. It is possible to convert your shares into a different share class or switch your shares into a different Fund within the OEIC. Details of how to do this are in the Prospectus (please note an initial charge may apply).

### Remuneration Policy

The Remuneration Policy of the Authorised Corporate Director, which describes the remuneration practices and governance arrangements for UCITS and AIFMD Authorised entities, is available at [www.assetmanagement.hsbc.com](http://www.assetmanagement.hsbc.com) (please select "About Us" then "Our Governance" then "Remuneration Practices and Governance Arrangements for UCITS and AIFMD Authorised Entities") or on request free of charge from the Administrator.

### Tax

UK tax legislation may have an impact on your personal position.

### Management Company

HSBC Asset Management (Fund Services UK) Limited, the Authorised Corporate Director, may be held liable solely on the basis of any statement contained in this document that is misleading, inaccurate or inconsistent with the relevant parts of the Prospectus for the OEIC.

### Segregated liability

The OEIC is an umbrella investment company with segregated liability between Funds. This means that the holdings of one Fund are kept separate from the holdings of the other Funds and your investment in the Fund cannot be used to pay the liabilities of any other Fund.

The Fund is authorised in the United Kingdom and regulated by the Financial Conduct Authority. HSBC Asset Management (Fund Services UK) Limited is authorised in the United Kingdom and regulated by the Financial Conduct Authority.

This key investor information is accurate as at 26 July 2024.



**Invesco**

## Key Investor Information

This document provides you with key investor information about this Fund. It is not marketing material. The information is required by law to help you understand the nature and the risks of investing in this Fund. You are advised to read it so you can make an informed decision about whether to invest.

### Invesco UK Opportunities Fund (UK) (the "Fund")

### A fund of Invesco UK Investment Series (the "Company")

### Z Accumulation share class (ISIN: GB00B8N46S41) (the "Share Class")

The Fund is managed by Invesco Fund Managers Limited, part of the Invesco Group.

#### Objectives and Investment Policy

- The objective of the Fund is to achieve long-term (5 years plus) capital growth.
- The Fund invests at least 80% of its assets in shares of companies incorporated, domiciled or carrying out the main part of their economic activity in the UK.
- The Fund may use derivatives (complex instruments) to manage the Fund more efficiently, with the aim of reducing risk, reducing costs and/or generating additional capital or income.
- The Fund has an active investment approach based on stock selection driven by the fund manager's assessment of valuation. The Fund is not constrained by a benchmark and has a flexible approach with no inbuilt bias to sector or company size, investing in what the fund manager believes are the best opportunities, in a typically concentrated portfolio of 35-45 stocks.
- The reference to (UK) in the Fund's name only relates to the Fund's domicile and is unrelated to the Fund's objective and investment policy.
- You can buy, sell and switch shares in the Fund on any Dealing Day (as defined in the Prospectus).
- Any income from your investment will be reinvested.
- Recommendation: The Fund may not be appropriate if you plan to withdraw your money within 5 years.

#### Risk and Reward Profile



- The Share Class is in risk category 6 due to the rises and falls of its price or simulated data in the past.
- As the Share Class' risk category has been calculated using historical data, it may not be a reliable indication of the Share Class' future risk profile.
- The risk category may change in the future and is not guaranteed.
- The lowest category does not mean a risk free investment.

#### Other Risks

- The value of investments and any income will fluctuate (this may partly be the result of exchange rate fluctuations) and you may not get back the full amount invested. Over time, inflation may erode the value of investments.
- The Fund typically has a concentrated number of holdings and may have a higher degree of risk than a fund which invests in a broader range of holdings.
- The Fund may use derivatives (complex instruments) in an attempt to reduce the overall risk of its investments, reduce the costs of investing and/or generate additional capital or income, although this may not be achieved. The use of such complex instruments may result in greater fluctuations of the value of the Fund. The Manager, however, will ensure that the use of derivatives within the Fund does not materially alter the overall risk profile of the Fund.
- The Fund is invested in companies primarily domiciled in one country, any unfavourable conditions presented on them through country-specific conditions such as changes in regulation, business or economic policy may have a more negative impact on the Fund's performance than on the performance of a fund that is geographically diversified.
- A more detailed description of risk factors that apply to this Fund is set out in Section 29 of the Prospectus.

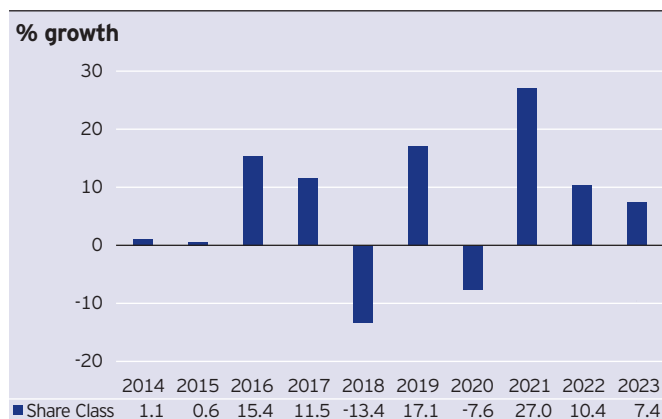
## Charges

The charges you pay are used to pay the costs of running the Fund, including the costs of marketing and distributing it. These charges reduce the potential growth of your investment.

One-off charges taken before or after you invest	
<b>Entry charge</b>	None
<b>Exit charge</b>	None
Any charges shown above are the maximum that might be taken out of your money before it is invested.	
Charges taken from the Share Class over a year	
<b>Ongoing charge</b>	0.86%
Charges taken from the Share Class under certain specific conditions	
<b>Performance fee</b>	None

- The ongoing charge figure reflects the fund management fee, a fixed fee. The figure excludes indirect ongoing costs and portfolio transaction costs.
- For a full breakdown of the fund's charges please see the Costs and Charges document on our website: [www.invesco.com/uk/icvc-charges](http://www.invesco.com/uk/icvc-charges)

## Past Performance



- Fund launch date: 12 June 1987.
- Share Class launch date: 12 November 2012.
- The base currency of the Fund is Sterling.
- Performance figures are calculated in Sterling.
- Performance figures are calculated inclusive of reinvested income and net of the ongoing charge and portfolio transaction costs.
- Past performance is not a guide to future returns.

## Practical Information

- Depository: Citibank UK Limited
- The UK tax regime may have an impact on your personal tax position.
- Invesco Fund Managers Limited may be held liable solely on the basis of any statement contained in this document that is misleading, inaccurate or inconsistent with the relevant parts of the Prospectus.
- The Company is structured by having different funds. The assets and liabilities of each fund are segregated by UK Law. As a consequence the assets of the Fund will not be available to meet the liabilities of another fund within the Company.
- You are entitled to switch from this Fund to another fund within the Invesco ICVC fund range on request.
- More share classes are available for this Fund. You can find more information on our website.
- You can check the latest price for this Share Class on our website.
- Information on our remuneration policy is available on our website and can be obtained, free of charge, upon request.
- Further details can be found in the Prospectus and the Annual and Interim Reports, which can be obtained in English, free of charge, from [www.invesco.com/UK](http://www.invesco.com/UK) or by calling us on 0800 085 8677.

This Fund is authorised in the United Kingdom and regulated by the Financial Conduct Authority.  
Invesco Fund Managers Limited is authorised in the United Kingdom and regulated by the Financial Conduct Authority.  
This Key Investor Information is accurate as at 20 February 2024.

# Key Investor Information

This document provides you with key investor information about this Fund. It is not marketing material. The information is required by law to help you understand the nature and the risks of investing in this Fund. You are advised to read it so you can make an informed decision about whether to invest.

JPMorgan Fund ICVC

ISIN: GB00B88MP089

## JPM Natural Resources Fund C - Net Accumulation

a Share Class of JPMorgan Fund ICVC – JPM Natural Resources Fund. The Authorised Corporate Director ("ACD") is JPMorgan Funds Limited

### Objectives, Process and Policies

#### INVESTMENT OBJECTIVE

The Fund aims to provide capital growth over the long-term (5-10 years) by investing at least 80% of the Fund's assets in the shares of companies throughout the world engaged in the production and marketing of commodities.

#### INVESTMENT PROCESS

##### Investment approach

- Uses a fundamental, bottom-up stock selection process.
- Investment process built on stock level analysis by a global research team.

**Benchmark** S&P Global Mining & Energy Index Net Return in GBP

##### Benchmark uses and resemblance

- The Fund is actively managed. The Benchmark is a Performance Comparator and the Fund may bear little resemblance to its Benchmark. The Benchmark has been chosen as it reflects the main investment universe and strategy for the Fund.

#### POLICIES

**Main investment exposure** At least 80% of assets invested in equities of natural resource companies anywhere in the world, including

emerging markets. Natural resource companies are those that are engaged in the exploration, development, refinement, production or marketing of natural resources and their secondary products.

The Fund may invest in small capitalisation companies.

**Other investment exposures** Cash and near cash on an ancillary basis.

**Derivatives** Used for: efficient portfolio management; hedging. Types: see [Fund Derivative Usage](#) table under [How the Funds Use Derivatives, Instruments and Techniques](#) in the Prospectus. TRS including CFD: none. Global exposure calculation method: commitment.

**Currencies** Fund Base Currency: GBP. Currencies of asset denomination: any. Hedging approach: typically unhedged.

**Redemption and Dealing** Shares of the Fund may be redeemed on demand, with dealing normally on a daily basis.

**Distribution Policy** This Share Class will reinvest income.

For an explanation of some of the terms used in this document, please visit the glossary on our website at <https://am.jpmorgan.com/gb/en/asset-management/per/funds/administrative-information/>.

### Risk and Reward Profile



The above rating is based on the historic volatility of the Net Asset Value of the Share Class over the last five years and may not be a reliable indication of the future risk profile of the Share Class.

The risk and reward category shown above is not guaranteed to remain unchanged and may change over time.

A Share Class with the lowest risk rating does not mean a risk-free investment.

**Why is this Share Class in this category?** This Share Class is classified in category 6 because its Net Asset Value has shown high fluctuations historically.

#### OTHER MATERIAL RISKS

The Fund is subject to **Investment risks** and **Other associated risks** from the techniques and securities it uses to seek to achieve its objective.

The table on the right explains how these risks relate to each other and the **Outcomes to the Shareholder** that could affect an investment in the Fund.

Investors should also read [Risk Descriptions](#) in the Prospectus for a full description of each risk.

#### Investment risks Risks from the Fund's techniques and securities

Techniques	Securities	Smaller companies
Concentration Hedging	Commodities Emerging markets Equities	

#### Other associated risks Further risks the Fund is exposed to from its use of the techniques and securities above

Currency	Liquidity	Market
----------	-----------	--------

#### **Outcomes to the Shareholder** Potential impact of the risks above

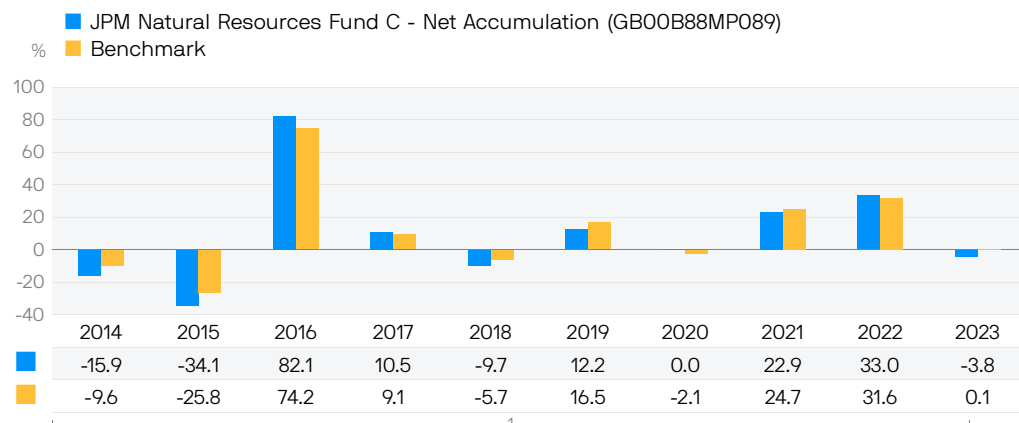
<b>Loss</b> Shareholders could lose some or all of their money.	<b>Volatility</b> Shares of the Fund will fluctuate in value.	<b>Failure to meet the Fund's objective.</b>
---	---	--

## Charges

One-off charges taken before or after you invest		
Entry charge	None	This is the maximum that might be taken out of your money before it is invested or before the proceeds of your investment are paid out.
Exit charge	None	
Charges taken from this Share Class over a year		
Ongoing charge	0.83%	The ongoing charge is based on the last year's expenses to December 2023 and may vary from year to year.
Charges taken from this Share Class under certain specific conditions		
Performance fee	None	

- The actual entry and exit charges paid may be less. Information on charges can be obtained from the investor's financial adviser.
- The Prospectus permits a fee to be charged for switching between Funds but this fee is currently waived by the Authorised Corporate Director.
- Charges are used to pay the costs of running this Share Class. These charges reduce the potential growth of the investment.
- Further information about charges can be found in the "Share Classes and Costs" section of the Prospectus.

## Past Performance



- Past performance is not a guide to future performance.
- Performance data has been calculated including tax, ongoing charges and portfolio transaction costs and excluding entry and exit charges, in GBP.
- Fund launch date: 1965.
- Share Class launch date: 2012.

1 A different benchmark was used during this period.

## Practical Information

**Depository** The fund depository is NatWest Trustee and Depository Services Limited

**Further Information** A copy of the Prospectus and latest annual and semi-annual financial report in English can be downloaded or ordered online from [www.jpmmorgan.co.uk/investor](http://www.jpmmorgan.co.uk/investor) or are available free of charge upon request from our UK-based Investor Services Team on 0800 20 40 20 (or +44 1268 44 44 70 if calling from outside the UK) or by writing to J.P. Morgan Asset Management, Client Administration Centre, PO Box 12272, Chelmsford, CM99 2EL.

Share prices can be obtained online at [www.jpmmorgan.co.uk/investor](http://www.jpmmorgan.co.uk/investor) or by telephoning 0800 20 40 20 (or +44 1268 44 44 70 if calling from outside the UK).

Please note if you call J.P. Morgan Asset Management, calls may be recorded and monitored for security and training purposes.

**Remuneration Policy** The ACD's Remuneration Policy can be found on <https://am.jpmmorgan.com/gb/en/asset-management/gim/awm/legal/emea-remuneration-policy>. This policy includes details of how remuneration and benefits are calculated, including responsibilities and composition of the committee which oversees and controls the policy. A copy of this policy can be requested free of charge from the ACD.

**Tax** The Fund is subject to UK tax regulations. This may have an impact on an investor's personal tax position.

**Legal Information** JPMorgan Funds Limited may be held liable solely on the basis of any statement contained in this document that is misleading, inaccurate or inconsistent with the relevant parts of the Prospectus.

JPMorgan Fund ICVC consists of separate Funds, each of which issues one or more Share Classes. This document is prepared for a specific Share Class. The Prospectus and annual and semi-annual financial reports are prepared for JPMorgan Fund ICVC.

The Fund is part of JPMorgan Fund ICVC. The assets and liabilities of each fund in JPMorgan Fund ICVC are segregated by law. This means that the assets of the Fund belong exclusively to the Fund and will not be used to pay the liabilities of any other person or body, including JPMorgan Fund ICVC or any other Fund within JPMorgan Fund ICVC.

**Switching and Conversion** Investors may switch into Shares of another Fund of JPMorgan Fund ICVC or convert Shares in one Class in a Fund to Shares of another Class in the same Fund subject to meeting any relevant eligibility requirements and minimum holding amounts. Further information can be found in "section 4.3.10 - Switching and Conversion of Shares" of the Prospectus.

**Privacy Policy** You should note that, if you contact J.P. Morgan Asset Management by telephone, those lines may be recorded and monitored for legal, security and training purposes. You should also take note that information and data from communications with you may be processed by J.P. Morgan Asset Management, acting as a data controller, in accordance with applicable data protection laws. Further information about processing activities of J.P. Morgan Asset Management can be found in the EMEA Privacy Policy, which is available at [www.jpmmorgan.com/emea-privacy-policy](http://www.jpmmorgan.com/emea-privacy-policy). Additional copies of the EMEA Privacy Policy are available on request.

# Key Investor Information

This document provides you with key investor information about this Fund. It is not marketing material. The information is required by law to help you understand the nature and the risks of investing in this Fund. You are advised to read it so you can make an informed decision about whether to invest.



## Jupiter Monthly Income Bond Fund U1 GBP Acc (GB00BHBX8461)

### A sub-fund of Jupiter Investment Management Series I.

Managed by Jupiter Unit Trust Managers Limited.

#### Objectives and Investment Policy

**Objective:** to seek to achieve income and capital growth by delivering a return, net of fees, greater than that of the Target Benchmark over rolling 3 year periods. The Target Benchmark consists 50% of the ICE BofAML 1-5Y BBB Sterling Corporate Index and 50% of the ICE BofAML Sterling High Yield Index.

**Policy:** At least 70% of the Fund is invested in a diversified portfolio of fixed, variable and zero rate debt securities, which can be issued by companies, governments and other public entities anywhere in the world. This will typically include sub-investment grade (also known as high yield) bonds (i.e. those with a rating of below BBB- as rated by Standard and Poor's or below Baa3 by Moody's).

For those investments not denominated in GBP, the Fund may use techniques to try to reduce the effects of changes in the exchange rate between GBP and other currencies (i.e. hedging). This aims to protect the Fund against losses caused by currency movements between the Fund's base currency, GBP, and the currency of the underlying assets of the Fund.

The Fund may hold investments with loss-absorbing features, including up to 20% in contingent convertible bonds (CoCos).

Up to 30% of the Fund may be invested in other transferable securities, open-ended funds (including other funds managed by Jupiter and its associates), warrants, cash, near cash, money market instruments and deposits.

The Fund uses derivatives (i.e. financial contracts whose value is linked to the expected price movements of an underlying investment), with the aim of generating returns (i.e. for investment purposes) and/or reducing the overall costs and risks of the Fund.

The Fund is actively managed. Portfolio construction is driven by an on-going assessment of the drivers of returns such as interest rates, bond prices, economic outlook, inflationary expectations and global political issues. This will also include an assessment of issuers' default risk and value relative to similar bonds in the market.

The benchmark represents a broad universe of higher yielding investment grade and non-investment grade Sterling-denominated corporate bonds. The benchmark is representative of the overall risk exposure in terms of interest rate and credit risk that the fund will undertake in absence of active views on rates or credit spreads. The benchmark should not be seen however as the full investment universe for the fund as the manager will seek to generate value also investing in non-sterling-denominated

bonds.

Portfolio transaction costs are paid out of the assets of the Fund in addition to the charges set out below, and may have an impact on the performance of the Fund.


**Recommendation:** the Fund may not be appropriate for investors who plan to withdraw their money within 5 years.

**Treatment of income:** as shares in this class are accumulation shares, income from investments will be reinvested into the Fund and reflected in the value of the shares.

**Dealing:** you can generally buy and sell shares on any day on which the London Stock Exchange is open for normal business – please refer to the Prospectus for exceptions.

#### Risk and Reward Profile

The calculated risk and reward category, as shown above, uses a method of calculation derived from EU rules. It is based on the rate at which the returns of the Fund have moved up and down in the past (i.e. volatility) and is not a guide to the future risk and reward category of the Fund. The category shown is not a target or guarantee and may shift over time. Even the lowest category 1 does not mean a risk-free investment. The seven-category scale is nonlinear, for example, 2 is not twice as risky as 1.



- The lowest category does not mean 'no risk'.
- The Fund is in this category due to the nature of its investments and previous levels of volatility (how much the value of the Fund rises and falls). Funds in category 4 have in the past shown moderate volatility. With a fund of category 4, you have a moderate risk of losing money but your chance for gains is also moderate.
- **Currency (FX) Risk** - The Fund can be exposed to different currencies and movements in foreign exchange rates can cause the value of investments to fall as well as rise.
- **Interest Rate Risk** - The Fund can invest in assets whose value is sensitive to changes in interest rates (for example bonds) meaning that the value of these investments may fluctuate significantly with movement in interest rates.e.g. the value of a bond tends to decrease when interest rates rise
- **Pricing Risk** - Price movements in financial assets mean the value of assets can fall as well as rise, with this risk typically amplified in more volatile market conditions.
- **Contingent convertible bonds** - The Fund may invest in contingent convertible bonds. These instruments may experience material losses based on certain trigger

events. Specifically these triggers may result in a partial or total loss of value, or the investments may be converted into equity, both of which are likely to entail significant losses.

- **Credit Risk** - The issuer of a bond or a similar investment within the Fund may not pay income or repay capital to the Fund when due.
- **Market Concentration Risk (Geographical Region/Country)** - Investing in a particular country or geographic region can cause the value of this investment to rise or fall more relative to investments whose focus is spread more globally in nature.
- **Derivative risk** - the Fund may use derivatives to generate returns and/or to reduce costs and the overall risk of the Fund. Using derivatives can involve a higher level of risk. A small movement in the price of an underlying investment may result in a disproportionately large movement in the price of the derivative investment.
- **Counterparty Risk** - the risk of losses due to the default of a counterparty e.g. on a derivatives contract or a custodian that is safeguarding the Fund's assets.
- **Sub investment grade bonds** - The Fund may invest a significant portion of its assets in securities which are those rated below investment grade by a credit rating agency. They are considered to have a greater risk of loss of capital or failing to meet their income payment obligations than higher rated investment grade bonds.
- **Charges from capital** - Some or all of the Fund's charges are taken from capital. Should there not be sufficient capital growth in the Fund this may cause capital erosion.
- For a more detailed explanation of risks, please refer to the "Risk Factors" section of the prospectus.

## Charges

### One-off charges taken before or after you invest

Entry charge	None
Exit charge	None

This is the maximum that might be taken out of your money before it is invested and before the proceeds of your investment are paid out. In some cases, you might pay less and you can find out the actual entry and exit charges from your financial adviser or distributor.

### Charges taken from the Fund over a year

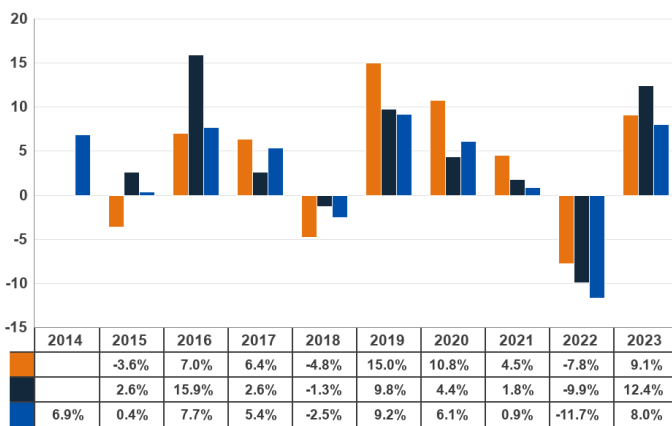
Ongoing charges	0.35%
-----------------	-------

### Charges taken from the Fund under specific conditions

Performance fee	None
-----------------	------

- These charges are used to pay the costs of running the Fund, including the costs of marketing and distribution. Overall, they reduce the growth of your investment.
- The ongoing charges figure is based on the fixed annual charge as detailed in the prospectus. With effect from 23/02/24 the fixed annual charge may be subject to a discount based on the value of the Fund's scheme property. The current discount rate, if applicable, can be found at [www.jupiteram.com/tiered-pricing](http://www.jupiteram.com/tiered-pricing). Where the Fund invests in other underlying funds, which may include closed-ended funds such as investment trusts, the ongoing charges figure will include the ongoing charges for those funds, and will therefore vary from year to year. The ongoing charges figure excludes portfolio transaction costs, except in the case of an entry/exit charge paid by the Fund when buying or selling shares in another collective investment undertaking.
- You can find out more details about the charges by looking at Schedule 1 of the prospectus.

## Past Performance



Source: Jupiter/Factset SPAR 2023

### U1 GBP Acc

Prior to 31/03/2009 the target benchmark was: 100% ICE BofA Sterling Non-Gilt Index. Prior to 30/11/2010: 33.33% ICE BofA Sterling Non-Gilt Index & 33.33% ICE BofA UK Gilts All Stocks Index & 33.33% ICE BofA Euro High Yield Hedged to GBP, 01/12/2010 to 31/10/2018: 50% ICE BofA European Currency High Yield Constrained Index Hedged to GBP & 50% J.P. Morgan GBI Global (Traded) GBP Hedged, 01/11/2018 to present: 50% ICE BofA Sterling High Yield Index & 50% ICE BofA 1-5 Year BBB Sterling Corporate Index

### IA Sterling Strategic Bond

- Past performance is not a guide to future performance.
- The Fund launched on 30 September 2004. This class started to issue shares on 06 May 2014.
- The value of the class is calculated in British Pounds. The Index is in British Pounds.
- The past performance shown does not take into account any entry or exit charges but does take into account the ongoing charge, as shown in the Charges section.

## Practical Information

- The Depositary of the Fund is Northern Trust Investor Services Limited (NTISL). NTISL has delegated custody services to The Northern Trust Company, London Branch.
- Jupiter Monthly Income Bond Fund is a sub-fund of Jupiter Investment Management Series I (the "Company"). The assets and liabilities of each sub-fund are segregated from other sub-funds although it is not yet known whether a foreign court would give effect to segregated liability under a foreign law contract and so this is not certain in every circumstance.
- Further information about the Company, copies of its prospectus, annual and half-yearly reports may be obtained, for the entire Company, free of charge in English from Jupiter Unit Trust Managers Limited, PO Box 10666, Chelmsford CM99 2BG or visit [www.jupiteram.com](http://www.jupiteram.com).
- Details of Jupiter Unit Trust Managers Limited's remuneration policy which includes a description of how remuneration and benefits are calculated, the identities of the persons responsible for awarding remuneration and benefits and details of the remuneration committee, are available at <https://www.jupiteram.com/remuneration-policy/>. A paper copy will be made available free of charge upon request to Jupiter Unit Trust Managers Limited.
- The latest share prices are available from the registrar during normal business hours and will be published daily at [www.jupiteram.com](http://www.jupiteram.com).
- You may switch your shares to the shares of another sub-fund of the Company free of charge. For further details see the "Switching" section of the prospectus.
- This Fund is subject to tax laws and regulations of the United Kingdom. Depending on your home country of residence, this might have an impact on your personal tax position. For further details, please speak to your financial adviser.
- Jupiter Unit Trust Managers Limited may be held liable solely on the basis of any statement contained in this document that is misleading, inaccurate or inconsistent with the relevant parts of the prospectus for the Company.

# Key Investor Information

This document provides you with key investor information about this fund. It is not marketing material. The information is required by law to help you understand the nature and the risks of investing in this fund. You are advised to read it so you can make an informed decision about whether to invest.

## Legal & General Global Technology Index Trust Unit Class I GBP Accumulation - ISIN: GB00B0CNH163

The authorised fund manager of the Fund is Legal & General (Unit Trust Managers) Limited (the "Manager").

### OBJECTIVES AND INVESTMENT POLICY

- The objective of the Fund is to track the performance of the FTSE World -Technology Index, the "**Benchmark Index**" on a net total return basis before fees and expenses are applied. Fund performance may differ from the Benchmark Index due to the deduction of fees and expenses and the impact of any tracking error factors.
  - The Benchmark Index is comprised of shares in companies from the developed and advanced emerging markets that are engaged in information technology and are included in the Benchmark Index.
  - The Fund seeks to replicate the Benchmark Index and its investments will closely match those that make up the Benchmark Index.
  - The Fund will have at least 90% exposure (directly or through depository receipts (a certificate issued by a bank representing shares in a foreign company such as American depository receipts and global depository receipts)) to assets that are included in the Benchmark Index.
  - The Fund may also invest in money market instruments (such as treasury bills), depository receipts, cash, deposits, shares in companies which are reasonably expected to become part of the Benchmark Index in the near future or are an alternative to a constituent of the Benchmark Index and collective investment schemes, including those managed or operated by the Manager or an associate of the Manager.
  - The Fund may use derivatives (contracts which have a value linked to the price of another asset) to:
    - reduce risk or cost; or
    - generate additional capital or income with no, or an acceptably low, level of risk.
- Other information:**
- The Fund is passively managed as it tracks the Benchmark Index.
  - Your units will be accumulation units. Income from the Fund's investments (dividends) will be reinvested back into the value of your units.
  - You can buy or sell units in this Fund on any business day. You need to contact us with your instruction before 3pm. This is the time we calculate unit prices for this Fund. If you contact us after 3pm, the units will be bought or sold at the next business day's price.
  - The Fund's base currency is denominated in GBP.
  - This Fund may be suitable for investors looking to track the shares in companies from developed and advanced emerging markets that are engaged in information Technology as represented by the Benchmark Index.
  - Although investors can take their money out at any time, this Fund may not be appropriate for those who plan to withdraw their money within five years.
  - This Fund is not designed for investors who cannot afford more than a minimal loss of their investment.
  - If you do not understand this document we recommend you seek additional information to help you decide if this Fund is right for you.

### RISK AND REWARD PROFILE

Lower Risk ← Higher Risk  
Potentially lower rewards ← Potentially higher rewards

1	2	3	4	5	6	7
---	---	---	---	---	---	---

- The Risk and Reward Indicator table demonstrates where the Fund ranks in terms of its potential risk and reward. The higher the rank the greater the potential reward but the greater the risk of losing money. It is not guaranteed to remain the same and may change over time. It is based on historical data and may not be a reliable indication of the future risk profile of the Fund. The shaded area in the table above shows the Fund's ranking on the Risk and Reward Indicator.
  - The Fund is in category 6 because it invests in company shares which are sensitive to variations in the stock market. The value of company shares can change substantially over short periods of time. Company shares are generally considered to be higher risk investments than bonds or cash.
  - Even a fund in the lowest category is not a risk free investment.
  - The value of your investment may fall as well as rise and is not guaranteed. You might get back less than you invest.
- Further information on the risks of investing in this fund is contained in the

Prospectus available at [www.legalandgeneral.com/reports](http://www.legalandgeneral.com/reports).

The risk and reward indicator may not take account of the following risks of investing in the Fund:

- The return from this Fund is dependent on relatively few individual investments. This means that a fall in the value of an individual investment can have a major impact on the overall performance of the Fund.
- Most of the Fund holds investments from a particular market sector, that of information technology. Funds like this can be more volatile than funds that invest across many market sectors. This is because the value of the Fund can go up and down more often and by larger amounts than funds that are spread more widely, especially in the short-term.
- The Fund may have underlying investments that are valued in currencies that are different from GBP. Exchange rate fluctuations will impact the value of your investment. Currency hedging techniques may be applied to reduce this impact but may not entirely eliminate it.
- Derivatives are highly sensitive to changes in the value of the asset on which they are based and can increase the size of losses and gains.
- The Fund could lose money if any institutions providing services such as acting as counterparty to derivatives or other instruments, becomes unwilling or unable to meet its obligations to the Fund.



## CHARGES

The charges you pay are used to pay the costs of running the Fund, including the costs of marketing and distributing it. These charges reduce the potential return from your investment.

### One-off charges taken before or after you invest

Entry charge	0.00%
Exit charge	0.00%

This is the maximum that might be taken out of your money before it is invested.

The price for buying and selling units is subject to a Dilution Adjustment See opposite.

### Charges taken from the fund over each year

Ongoing charge	0.32%
----------------	-------

### Charges taken from the fund under certain specific conditions

Performance fee	None
-----------------	------

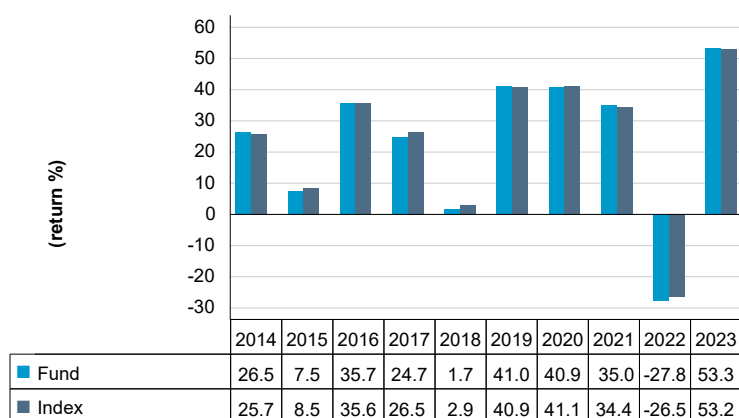
- There are no entry or exit charges.
- The ongoing charges figure is based on the latest available expenses at December 2023. This figure may vary from year to year.
- This Fund's ongoing charges include any charges made by any other funds it may invest in. They exclude portfolio transaction costs.
- The ongoing charges are taken from the Income of the Fund.

#### Other costs:

- **Dilution adjustment:** On any day, the prices for buying or selling units in this Fund are the same. The Fund manager calculates a single price for this Fund based on the mid-point between the buying and selling prices of the Fund's assets. In certain circumstances, the Fund manager can adjust this price to account for whether there is more money going into or coming out of the Fund. This is called a 'dilution adjustment'.
- This can vary but as an example for this Fund we estimate 0.05% for purchases and 0.07% for sales at 31 December 2023. The amount of the dilution adjustment may differ in future.

For more information about charges and costs, please see the charges and expenses section in the Fund's Prospectus, or visit our website at [www.legalandgeneral.com/chargesandfees](http://www.legalandgeneral.com/chargesandfees).

## PAST PERFORMANCE



- Past performance is not a guide to future performance.
- The figures for the Fund take into account the ongoing charges and assume income (after any tax) is reinvested.
- The performance has been calculated in GBP.
- The Fund may not replicate the performance of the Benchmark Index perfectly due to tracking errors such as expenses, tax and transaction costs incurred by the Fund, which are not included in the Index.
- The annual return is for a 12 month period ending 31 December.
- The Fund launched in 2000.
- This unit class launched in 2005.

## PRACTICAL INFORMATION

- The trustee and depository is Northern Trust Investor Services Limited.
- You can obtain further information about the Fund including copies of its prospectus and the latest annual and semi-annual reports at [www.legalandgeneral.com/reports](http://www.legalandgeneral.com/reports). Paper copies of these documents are also available free of charge in English from Legal & General Investments, PO Box 6080, Wolverhampton WV1 9RB.
- Investors can get other practical information, including the latest prices, dilution adjustment and details of any other unit classes that are available, by calling us on **0370 050 0955** Monday to Friday between 9:00a.m. to 5:00p.m. Call charges will vary.
- This Fund is subject to the tax legislation of the United Kingdom, which may have an impact on each investor's personal tax position.
- Legal & General (Unit Trust Managers) Limited may be held liable solely on the basis of any statement contained in this document that is misleading, inaccurate or inconsistent with the relevant parts of the Prospectus for the Fund.
- Details of our Remuneration Policy including our Remuneration Committee and how remuneration and benefits are calculated can be accessed from [www.lgim.com/remuneration](http://www.lgim.com/remuneration). A paper copy is also available free of charge upon request.

**This document provides you with key investor information about this Fund. It is not marketing material. The information is required by law to help you understand the nature and the risks of investing in this Fund. You are advised to read it so you can make an informed decision about whether to invest.**

Liontrust UK Growth Fund is an Authorised Unit Trust and categorised as a UCITS scheme. This document is based upon the I Inc class (ISIN: GB00B56BDS09). This Fund is managed by Liontrust Fund Partners LLP, a subsidiary of Liontrust Asset Management PLC.

## Objective

- The Fund aims to deliver capital growth over the long term (5 years or more).

## Policy

- The Fund is considered to be actively managed in reference to the benchmark(s) in the performance table by virtue of the fact that it uses the benchmark(s) for performance comparison purposes. The benchmark(s) are not used to define the portfolio composition of the Fund and the Fund may be wholly invested in securities which are not constituents of the benchmark.
- The Fund will invest at least 90% in companies which are incorporated, domiciled or conduct significant business in the United Kingdom (UK).
- The Fund will typically invest 90% (minimum 80%) of its assets in equities or equity related derivatives but may also invest in collective investment schemes (up to 10% of Fund assets), corporate debt securities, other transferable securities, money market instruments, warrants, cash and deposits.
- The Fund is permitted to use derivatives for the purposes of efficient portfolio management and for investment purposes. Please refer to the Derivatives sections in the prospectus.

## Recommendation

- This Fund may not be appropriate for investors who plan to withdraw their money within 5 years.

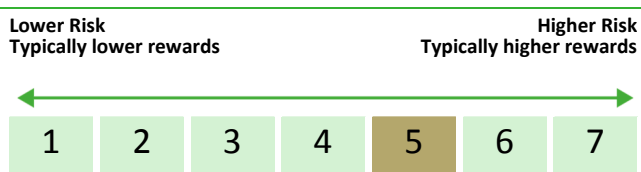
## How to buy

- You may buy or sell units on a daily basis (but not weekends or Bank Holidays). Orders must be received by 11:59am for execution at 12:00 midday valuation point on the same day. Further details can be found at [www.liontrust.co.uk](http://www.liontrust.co.uk).  
The Fund is dual priced; it has an offer (buying) price and a bid (selling) price and the difference between these (bid-offer spread) is dependent on the underlying holdings. This means the price investors buying and selling receive is reflective of the underlying transaction costs related to the subscription or redemption to avoid any dilution in the fund's value for existing investors. For a fuller explanation, please visit [www.liontrust.co.uk](http://www.liontrust.co.uk).

## Investment process

- A fundamental principle of competitive markets is that profits regress to the mean. The fund managers believe the secret to successful investing is to identify those few companies that have a durable Economic Advantage which allows them to defy this principle and sustain a higher than average level of profitability for longer than expected.
- Economic Advantage is the collection of distinctive characteristics of a company that competitors struggle to reproduce even if those competitors have understood the benefits arising from those characteristics. In the fund managers' experience, the hardest to replicate characteristics fall into the following three categories of intangible assets:
  - Intellectual property
  - Strong distribution channels
  - Significant recurring business
- Other less powerful but nonetheless important intangible strengths include: franchises and licenses; good customer databases and relationships; effective procedures and formats; strong brands and company culture. These intangible assets produce barriers to competition, protect margins and are capable, in the opinion of the fund managers, of reaping a financial advantage in the form of cash flow returns in excess of the cost of capital. The market rewards excess profitability, particularly when it is higher than consensus expectations.
- To be included in portfolios, companies must possess at least one of the main advantages: intellectual property, strong distribution or recurring business (at least 70% of annual turnover).
- Every smaller company held in the Economic Advantage funds has at least 3% of its equity held by senior management and main board directors. Companies are also assessed for employee ownership below the senior management and board and changes in equity ownership are monitored.

## Risk and reward profile



- This Synthetic Risk and Reward Indicator (SRRI) is based on historical data and may not be relied upon to gauge the future risk profile of the Fund.
- The SRRI shown is not guaranteed to remain the same and may shift over time.
- The lowest category (1) does not mean 'risk free'.
- The Fund's risk and reward category has been calculated using the methodology set by the European Commission. It is based upon the rate by which the Fund or a representative fund or index's value has moved up and down in the past.
- The Fund invests in UK & Irish equities. The Fund may also invest in other eligible asset classes as detailed within the prospectus.
- The Fund is categorised 5 primarily for its exposure to UK equities.
- The SRRI may not fully take into account the following risks:
  - that a company may fail thus reducing its value within the Fund;
  - overseas investments may carry a higher currency risk. They are valued by reference to their local currency which may move up or down when compared to the currency of the Fund.
- The Fund may, under certain circumstances, invest in derivatives, but it is not intended that their use will materially affect volatility. Derivatives are used to protect against currencies, credit and interest rate moves or for investment purposes. There is a risk that losses could be made on derivative positions or that the counterparties could fail to complete on transactions. The use of derivatives may create leverage or gearing resulting in potentially greater volatility or fluctuations in the net asset value of the Fund. A relatively small movement in the value of a derivative's underlying investment may have a larger impact, positive or negative, on the value of a fund than if the underlying investment was held instead. The use of derivative contracts may help us to control Fund volatility in both up and down markets by hedging against the general market.
- Outside of normal conditions, the Fund may hold higher levels of cash which may be deposited with several credit counterparties (e.g. international banks). A credit risk arises should one or more of these counterparties be unable to return the deposited cash.
- The Fund is expected to invest in companies predominantly in a single country which maybe subject to greater political, social and economic risks which could result in greater volatility than investments in more broadly diversified funds.
- The Fund may encounter liquidity constraints from time to time. The spread between the price you buy and sell shares will reflect the less liquid nature of the underlying holdings.
- The Fund may invest in companies listed on the Alternative Investment Market (AIM) which is primarily for emerging or smaller companies. The rules are less demanding than those of the official List of the London Stock Exchange and therefore companies listed on AIM may carry a greater risk than a company with a full listing.
- The fund's investment objective is to target capital growth for investors. Growth stocks tend to pay out lower levels of dividend resulting in lower income yields and may produce more

volatile returns than the market as a whole.

- The Fund may have both Hedged and Unhedged share classes available. The Hedged share classes use forward foreign exchange contracts to protect returns in the base currency of the Fund.
- Counterparty Risk: any derivative contract, including FX hedging, may be at risk if the counterparty fails.
- ESG Risk: there may be limitations to the availability, completeness or accuracy of ESG information from third-party providers, or inconsistencies in the consideration of ESG factors across different third party data providers, given the evolving nature of ESG.
- For full details of the Fund's risks, please see the prospectus which may be obtained from Liontrust (address overleaf) or online at [www.liontrust.co.uk](http://www.liontrust.co.uk).

#### Charges for this fund

- The charges you pay are used to pay the costs of running the Fund, including the costs of marketing and distributing it. These charges reduce the potential growth of your investment.

One-off charges taken before or after you invest	
Entry charge	None
Exit charge	None

- This is the maximum that might be taken out of your money before it is invested.

Charges taken from the Fund over the year	
Ongoing charges	0.82%

Charges taken from the Fund under certain specific circumstances	
Performance fee	None

- **The entry and exit charges** shown are maximum figures. In some cases you might pay less – you can find this out from your financial adviser or fund platform if you are not using a financial adviser.

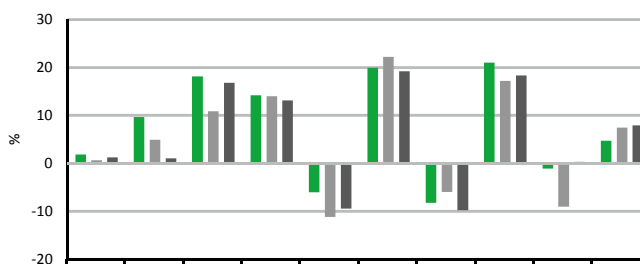
- **The ongoing charges** figure is based on expenses as at 31 December 2023. This figure may vary from year to year. It excludes:

- portfolio transaction costs, except in the case of an entry/exit charge paid by the UCITS when buying or selling units/shares in another collective investment undertaking.

- For more information about charges and what is included in each charge, please see the Fund's prospectus, which is available electronically at [www.liontrust.co.uk](http://www.liontrust.co.uk) or visit the costs and charges page on our website at [www.liontrust.co.uk/cost-and-charges](http://www.liontrust.co.uk/cost-and-charges).

#### Past performance

- **Past performance does not predict future returns.** It has been calculated on the basis that any distributable income of the Fund has been reinvested. The past performance shown in the chart takes into account all charges except entry and exit charges.
- The Fund launch date is 08 March 1993.
- The I Inc share class launch date is 01 November 2010.
- The base currency of the Fund is pounds sterling.



	2014	2015	2016	2017	2018	2019	2020	2021	2022	2023
■ Liontrust UK Growth I Inc	1.8	9.6	18.1	14.2	-6.1	19.9	-8.3	21.0	-1.1	4.7
■ IA UK All Companies	0.6	4.9	10.8	14.0	-11.2	22.2	-6.0	17.2	-9.1	7.4
■ FTSE All Share	1.2	1.0	16.8	13.1	-9.5	19.2	-9.8	18.3	0.3	7.9

#### Practical information

Authorisation	This Fund is authorised in the UK and regulated by the Financial Conduct Authority.
Trustee	Bank of New York Mellon (International) Ltd.
Investment Adviser	Liontrust Investment Partners LLP.
Further information	Copies of the prospectus and the latest annual and half-yearly reports, which are the primary source of additional information, are available, without charge, from Liontrust Fund Partners LLP, 2 Savoy Court, London, WC2R 0EZ. They are also available electronically at <a href="http://www.liontrust.co.uk">www.liontrust.co.uk</a> .
Taxation	UK tax legislation may have an impact upon your own personal tax position.
Fund prices and other information	The Fund's last published price is available from Liontrust Fund Partners LLP at <a href="http://www.liontrust.co.uk">www.liontrust.co.uk</a> or by writing to us at 2 Savoy Court, London, WC2R 0EZ or by telephoning 0344 892 0349 during business hours (9.00am – 5.00pm).
Remuneration	Information on the current remuneration policy of the Fund, including a description of how remuneration and benefits are calculated and the identity of persons responsible for awarding the remuneration and benefits, is available at <a href="http://www.liontrust.co.uk">www.liontrust.co.uk</a> . A paper copy of this information is available free of charge upon request from Liontrust Fund Partners LLP at 2 Savoy Court, London, WC2R 0EZ.

# Key Investor Information

This document provides you with key investor information about this Fund. It is not marketing material. The information is required by law to help you understand the nature and the risks of investing in this Fund. You are advised to read it so you can make an informed decision about whether to invest.

## M&G European Sustain Paris Aligned Fund

a sub-fund of M&G Investment Funds (1)

Sterling Class I – Accumulation shares ISIN no. GB00B5ZSNC68

Managed by M&G Securities Limited

### Objective and investment policy

#### Objective:

The fund aims to:

- provide a combination of capital growth and income, net of the Ongoing Charge Figure, that is higher than that of the MSCI Europe ex UK Index over any five-year period; and
- invest in companies that contribute towards the Paris Agreement climate change goal.

**Core investment:** At least 80% of the fund is invested directly in the shares of companies, across any sector and of any size, that are based, or do most of their business, in Europe, excluding the UK. The fund is concentrated and usually holds shares in fewer than 35 companies. The fund invests in assets securities that meet the ESG Criteria and Sustainability Criteria. Norms-, sector- and/or values based exclusions apply to investments. Investments via other funds or derivatives, and in cash or near cash, may be subject to different ESG Criteria and/or Sustainability Criteria.

**Other investments:** The fund may invest in other funds (including funds managed by M&G) and cash or assets that can be turned into cash quickly.

**Derivatives usage:** To reduce risk and costs.

**Strategy in brief:** The fund manager makes long-term investments in the shares of undervalued companies with sustainable business models. Companies expected to contribute to the global warming objectives of the Paris Agreement, by either having a Low and/or a Reducing Carbon Intensity, are selected. Low Carbon Intensity means a carbon intensity lower than 50% of the weighted average carbon intensity of the benchmark. Sustainability considerations are fully integrated into the investment process.

**Benchmark:** MSCI Europe ex UK Index

The benchmark is the target for the fund's financial objective and is used to measure the fund's financial performance. The index has been chosen as the fund's benchmark as it best reflects the financial aspects of the fund's investment policy.

The benchmark is also used to define what a Low Carbon Intensity company is and to measure the fund's weighted average carbon intensity but does not otherwise constrain the fund's portfolio construction.

The fund is actively managed and within given constraints, the fund manager has complete freedom in choosing which investments to buy, hold and sell in the fund. The fund's holdings may deviate significantly from the benchmark's constituents, and as a result the fund's performance may deviate materially from the benchmark.

For unhedged and hedged share classes, the benchmark is shown in the share class currency.

#### Additional information can be found on the M&G website, including:

- A [glossary](#) providing an explanation of some terms used in this document.
- the Prospectus including the fund's objective and investment policy.
- the [fund's ESG Criteria](#)
- any Annual Report to assess the fund's non-financial objective, when available
- periodic reports on the fund's non-financial objective.

#### Other information


You can buy and sell shares in the fund on any business day. Instructions received before 12 noon will be dealt at that day's price.

Any income from the fund will be rolled up into the value of your investment.

In addition to the charges set out in the charges section, the fund will incur portfolio transaction costs which are paid from the assets of the fund. These can be higher when investing outside Europe.

**Recommendation:** This fund may not be appropriate for investors who plan to withdraw their money within 5 years.

### Risk and reward profile



■ The above risk and reward indicator is based on historical data and may not be a reliable indication of the future risk profile of this share class. This Share Class is categorised in risk class 6 because its Net Asset Value has shown high rises and falls in value historically.

- The risk number shown is not guaranteed and may change over time.
- The lowest risk number does not mean risk free.

#### The main risks that could affect performance are set out below:

- The value and income from the fund's assets will go down as well as up. This will cause the value of your investment to fall as well as rise. There is no guarantee that the fund will achieve its objective and you may get back less than you originally invested.
- The fund holds a small number of investments, and therefore a fall in the value of a single investment may have a greater impact than if it held a larger number of investments.
- The fund can be exposed to different currencies. Movements in currency exchange rates may adversely affect the value of your investment.
- In exceptional circumstances where assets cannot be fairly valued, or have to be sold at a large discount to raise cash, we may temporarily suspend the fund in the best interest of all investors.
- The fund could lose money if a counterparty with which it does business becomes unwilling or unable to repay money owed to the fund.
- Operational risks arising from a failure or delay in operational processes and systems, or the failure of a third party provider may affect the value of your investments. Where this results in compensation needing to be paid, this may be paid some time after the original loss is experienced.

Further details of the risks that apply to the fund can be found in the fund's Prospectus at [www.mandg.co.uk/literature](http://www.mandg.co.uk/literature)

## Charges

The charges shown in the table are used to pay the costs of running the fund, including the costs of marketing and distributing it. These charges reduce the potential growth of your investment.

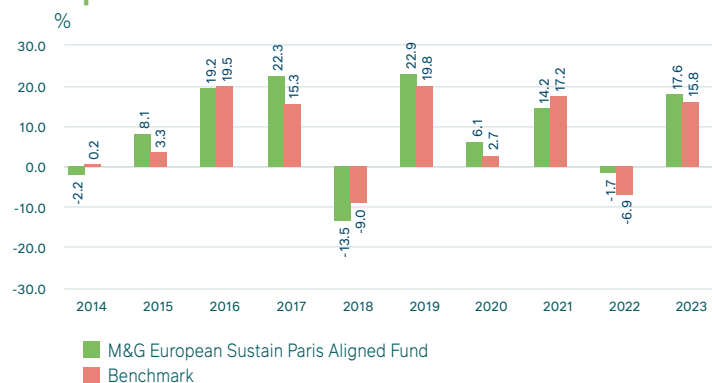
One-off charges taken before or after you invest	
Entry charge	0.00%
Exit charge	0.00%
This is the maximum that might be taken out of your money before it is invested or before the proceeds of your investment are paid out.	
Charges taken from the fund over a year	
Ongoing charge	0.55%
Charges taken from the fund under certain specific conditions	
Performance fee	None

The entry and exit charges shown are the maximum figures and, in some cases, you may pay less. You can find out the exact charges which apply to your investment by contacting your financial adviser or distributor or, if you have invested directly with us, you can contact us using the details given in the practical information section.

The ongoing charge is based on expenses for the period/year ending 31 August 2023. This figure may change from year to year. It excludes portfolio transaction costs. This figure includes extraordinary expenses and underlying charges for closed-ended-funds, such as investment trusts and Real Estate investment trusts.

**For more information on charges, please see the relevant sections of the Prospectus at [www.mandg.co.uk/literature](http://www.mandg.co.uk/literature)**

## Past performance



- Past performance is not a guide to future performance.
- Performance calculation includes UK taxes. It does not take into account the entry and exit charges but does take into account the ongoing charge and the Performance fee, as shown in the charges section.
- The fund launched on 29 September 1989 and the Sterling Class I Accumulation share class launched on 03 August 2012.
- Performance is calculated using Sterling Class I Accumulation shares.
- Benchmark performance has been calculated in GBP.
- The fund changed its name, investment objective and investment strategy – as reflected in the Objective and Investment Policy section on page 1 – on 31 August 2021. Prior to this date, the fund was named M&G Pan European Select Fund. Fund performance before this date was therefore achieved under different circumstances.
- Prior to 31 August 2021 the benchmark was MSCI Europe Index. With effect from 31 August 2021 the benchmark will be MSCI Europe ex UK Index.

### Benchmark:

01 January 2014 to 30 August 2021 - MSCI Europe Index

31 August 2021 to 31 December 2023 - MSCI Europe ex UK Index

## Practical information

The depositary is NatWest Trustee and Depositary Services Limited.

For more information about this fund, please visit [www.mandg.co.uk/literature](http://www.mandg.co.uk/literature) where you will find a copy of the Prospectus, Instrument of Incorporation and the latest annual or interim Investment Report and Financial Statements. These documents are in English and are available free of charge. Our website also provides other information such as share prices.

UK tax laws apply to the fund, and this may affect your personal tax position. Please speak to an adviser for more information.

M&G Securities Limited may be held liable solely on the basis of any statement contained in this document that is misleading, inaccurate or inconsistent with the relevant parts of the Prospectus for the fund.

The fund is a sub-fund of M&G Investment Funds (1), an umbrella Open Ended Investment Company (OEIC). The Prospectus, and annual or interim Investment Report and Financial Statements contain information about all of the sub-funds in M&G Investment Funds (1).

The assets of each sub-fund within the umbrella OEIC are segregated by law. This means that the assets belong exclusively to that sub-fund and shall not be used or made available to pay the debts of any other sub-fund or the umbrella OEIC.

You may switch between other sub-funds of M&G Investment Funds (1). An entry charge may apply. Details on switching are provided in the Important Information for Investors document and the fund's Prospectus, or by calling M&G Customer Relations on 0800 390 390.

Other share classes may exist for the fund as set out in the relevant Prospectus.

For up-to-date details of the staff remuneration policy that applies to M&G Securities Limited, including a description of how remuneration and benefits are calculated, the make-up of the remuneration committee, and the identities of persons responsible for awarding the remuneration and benefits, please visit [www.mandg.co.uk/remuneration](http://www.mandg.co.uk/remuneration). We will provide a paper copy of this information, free of charge, if you require one.

This Fund is authorised in the UK and regulated by the Financial Conduct Authority. M&G Securities Limited is authorised in the UK and regulated by the Financial Conduct Authority.

This key investor information is accurate as at 12 February 2024.

# Key Investor Information

This document provides you with key investor information about this Fund. It is not marketing material. The information is required by law to help you understand the nature and the risks of investing in this Fund. You are advised to read it so you can make an informed decision about whether to invest.

## M&G Strategic Corporate Bond Fund

Sterling Class I – Accumulation shares ISIN no. GB00B7J4YT87

Managed by M&G Securities Limited

### Objective and investment policy

**Objective:** The fund aims to provide a combination of capital growth and income, net of the Ongoing Charge Figure, that is higher than the average return of the the iBoxx Sterling Corporates GBP Index over any five-year period.

**Core investment:** At least 70% of the fund is invested, directly or through derivatives, in investment grade bonds and investment grade asset-backed securities, issued by companies from anywhere in the world, including emerging markets. These securities can be denominated in any currency.

The fund aims to hedge any non-sterling assets back to sterling.

Investments in asset-backed securities are limited to 20% of the fund.

**Other investments:** The fund may invest in bonds issued by governments, high yield bonds, high yield and unrated asset-backed securities, other funds (including funds managed by M&G) and cash or assets that can be turned into cash quickly.

**Derivatives usage:** For investment purposes and to reduce risk and cost.

**Strategy in brief:** The fund manager selects investments based on an assessment of a combination of macroeconomic, asset, sector, geographic and stock-level factors. The fund manager can take a high-conviction approach when selecting bonds. Spreading investments across issuers and industries is an essential element of the strategy.

**Benchmark:** the iBoxx Sterling Corporates GBP Index

The benchmark is a target which the fund seeks to outperform. The index has been chosen as the fund's benchmark as it best reflects the scope of the fund's investment policy. The benchmark is used solely to measure the fund's performance and does not constrain the fund's portfolio construction. The fund is actively managed. The fund manager has complete freedom in choosing which investments to buy, hold and sell in the fund. The benchmark is shown in the share class currency.

**Additional information can be found on the M&G website, including:**

- a [glossary](#) providing an explanation of some terms used in this document.
- the Prospectus including the fund's objective and investment policy.

#### Other information

You can buy and sell shares in the fund on any business day. Instructions received before 12 noon will be dealt at that day's price.

Any income from the fund will be rolled up into the value of your investment.

In addition to the charges set out in the charges section, the fund will incur portfolio transaction costs which are paid from the assets of the fund. These can be higher when investing outside Europe.

**Recommendation:** This fund may not be appropriate for investors who plan to withdraw their money within 5 years.

### Risk and reward profile



■ The above risk and reward indicator is based on historical data and may not be a reliable indication of the future risk profile of this share class. This Share Class is categorised in risk class 4 because its Net Asset Value has shown medium rises and falls in value historically.

- The risk number shown is not guaranteed and may change over time.
- The lowest risk number does not mean risk free.

#### The main risks that could affect performance are set out below:

- The value and income from the fund's assets will go down as well as up. This will cause the value of your investment to fall as well as rise. There is no guarantee that the fund will achieve its objective and you may get back less than you originally invested.
- Investments in bonds are affected by interest rates, inflation and credit ratings. It is possible that bond issuers will not pay interest or return the capital. All of these events can reduce the value of bonds held by the fund.
- High yield bonds usually carry greater risk that the bond issuers may not be able to pay interest or return the capital.
- The fund may use derivatives to profit from an expected rise or fall in the value of an asset. Should the asset's value vary in an unexpected way, the fund will incur a loss. The fund's use of derivatives may be extensive and exceed the value of its assets (leverage). This has the effect of magnifying the size of losses and gains, resulting in greater fluctuations in the value of the fund.
- Investing in emerging markets involves a greater risk of loss due to greater political, tax, economic, foreign exchange, liquidity and regulatory risks, among other factors. There may be difficulties in buying, selling, safekeeping or valuing investments in such countries.
- The fund can be exposed to different currencies. Movements in currency exchange rates may adversely affect the value of your investment.
- In exceptional circumstances where assets cannot be fairly valued, or have to be sold at a large discount to raise cash, we may temporarily suspend the fund in the best interest of all investors.
- The fund could lose money if a counterparty with which it does business becomes unwilling or unable to repay money owed to the fund.
- Operational risks arising from a failure or delay in operational processes and systems, or the failure of a third party provider may affect the value of your investments. Where this results in compensation needing to be paid, this may be paid some time after the original loss is experienced.

Further details of the risks that apply to the fund can be found in the fund's Prospectus at [www.mandg.co.uk/literature](http://www.mandg.co.uk/literature)

## Charges

The charges shown in the table are used to pay the costs of running the fund, including the costs of marketing and distributing it. These charges reduce the potential growth of your investment.

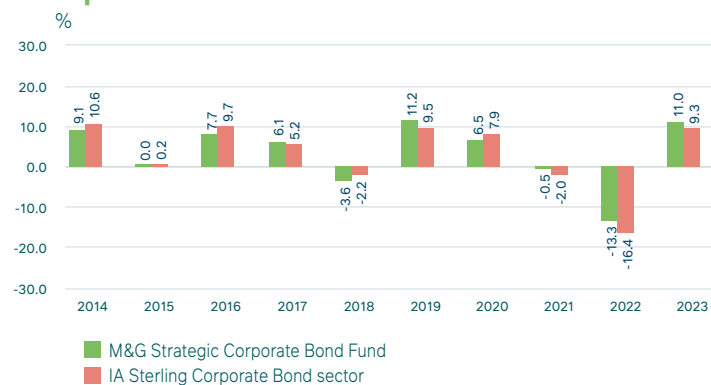
One-off charges taken before or after you invest	
Entry charge	0.00%
Exit charge	0.00%
This is the maximum that might be taken out of your money before it is invested or before the proceeds of your investment are paid out.	
Charges taken from the fund over a year	
Ongoing charge	0.43%
Charges taken from the fund under certain specific conditions	
Performance fee	None

The entry and exit charges shown are the maximum figures and, in some cases, you may pay less. You can find out the exact charges which apply to your investment by contacting your financial adviser or distributor or, if you have invested directly with us, you can contact us using the details given in the practical information section.

The ongoing charge is based on expenses for the period/year ending 31 August 2023. This figure may change from year to year. It excludes portfolio transaction costs. This figure includes extraordinary expenses and underlying charges for closed-ended-funds, such as investment trusts and Real Estate investment trusts.

**For more information on charges, please see the relevant sections of the Prospectus at [www.mandg.co.uk/literature](http://www.mandg.co.uk/literature)**

## Past performance



- Past performance is not a guide to future performance.
- Performance calculation excludes UK taxes from 01 December 2016. It does not take into account the entry and exit charges but does take into account the ongoing charge, as shown in the charges section.
- The fund launched on 20 February 2004 and the Sterling Class I Accumulation share class launched on 03 August 2012.
- Performance is calculated using Sterling Class I Accumulation shares.
- Benchmark performance has been calculated in GBP.
- With effect from 06 March 2023 the benchmark will be iBoxx Sterling Corporates GBP Index.

## Practical information

The depositary is NatWest Trustee and Depositary Services Limited.

For more information about this fund, please visit [www.mandg.co.uk/literature](http://www.mandg.co.uk/literature) where you will find a copy of the Prospectus, Instrument of Incorporation and the latest annual or interim Investment Report and Financial Statements. These documents are in English and are available free of charge. Our website also provides other information such as share prices.

UK tax laws apply to the fund, and this may affect your personal tax position. Please speak to an adviser for more information.

M&G Securities Limited may be held liable solely on the basis of any statement contained in this document that is misleading, inaccurate or inconsistent with the relevant parts of the Prospectus for the fund.

Other share classes may exist for the fund as set out in the relevant Prospectus.

For up-to-date details of the staff remuneration policy that applies to M&G Securities Limited, including a description of how remuneration and benefits are calculated, the make-up of the remuneration committee, and the identities of persons responsible for awarding the remuneration and benefits, please visit [www.mandg.co.uk/remuneration](http://www.mandg.co.uk/remuneration). We will provide a paper copy of this information, free of charge, if you require one.

This Fund is authorised in the UK and regulated by the Financial Conduct Authority. M&G Securities Limited is authorised in the UK and regulated by the Financial Conduct Authority.

This key investor information is accurate as at 12 February 2024.

## Key investor information

This document provides you with key investor information about this fund. It is not marketing material. The information is required by law to help you understand the nature and the risks of investing in this fund. You are advised to read it so you can make an informed decision about whether to invest.

# UK Special Situations Fund

A sub-fund of Ninety One Funds Series i  
managed by Ninety One Fund Managers UK Limited

Class J Accumulation shares in sterling  
ISIN: GBO0BD5J0X50

### Objectives and investment policy

The Fund aims to provide capital growth (to grow the value of your investment) and income over at least 5 years.

The Fund invests primarily (at least two-thirds) in the shares of UK companies (those incorporated in, domiciled in, or that have significant economic exposure to, the UK) and in related derivatives (financial contracts whose value is linked to the price of the shares of such UK companies).

The Fund focuses on investing in assets believed to be undervalued by the market. Investment opportunities are identified using in-depth analysis and research on individual companies.

The Fund may, at times, invest in a relatively small number of companies. These companies may be of any size and in any industry sector.

The Fund may also invest in other transferable securities, money market instruments, cash or near cash, deposits, up to 10% in units or shares in other funds (which may be managed by a Ninety One group company, or a third party) and derivatives.

Derivatives (financial contracts whose value is linked to the price of an underlying asset) may be used in order to achieve the Fund's investment objectives or with the aim of either managing the Fund risks or reducing the costs of managing the Fund.

The Fund is actively managed. This means the Investment Manager is free to select investments with the aim of achieving the Fund's objectives.

The FTSE All-Share Total Return Index is used for performance comparison. The Fund does not seek to replicate the index.

The IA UK All Companies Sector (a peer group of broadly similar funds) average is an additional measure by which you can compare the Fund's performance.

Any income due from your investment is reflected in the value of your shares. You can typically buy or sell shares in the Fund on any business day.

Recommendation: this Fund may not be appropriate for investors who plan to withdraw their money within 5 years.

### Risk and reward profile

Lower risk  
Potentially lower rewards

Higher risk  
Potentially higher rewards



This indicator is based on historical data and may not be a reliable indication of the future risk profile of the Fund. The risk and reward category shown is not guaranteed to remain unchanged and may shift over time. The lowest category does not mean 'risk free'.

The value of your investment and any income from it can fall as well as rise and you are not certain of making profits; losses may be made.

Environmental, social or governance related risk events or factors, if they occur, could cause a negative impact on the value of the investments made by the Fund.

The Fund appears towards the higher end of the Risk and Reward Indicator scale. This is because the Fund invests in the shares of companies, whose values tend to fluctuate widely.

#### Risks that may not be fully captured by the Risk and Reward Indicator:

**Concentrated portfolio:** The portfolio invests in a relatively small number of individual holdings. This may mean wider fluctuations in value than more broadly invested portfolios.

**Derivatives:** The use of derivatives is not intended to increase the overall level of risk. However, the use of derivatives may still lead to large changes in value and includes the potential for large financial loss. A counterparty to a derivative transaction may fail to meet its obligations which may also lead to a financial loss.

**Equity investment:** The value of equities (e.g. shares) and equity-related investments may vary according to company profits and future prospects as well as more general market factors. In the event of a company default (e.g. insolvency), the owners of their equity rank last in terms of any financial payment from that company.

**Geographic / Sector:** Investments may be primarily concentrated in specific countries, geographical regions and/or industry sectors. This may mean that, in certain market conditions, the value of the portfolio may decrease whilst more broadly-invested portfolios might grow.

**Liquidity:** There may be insufficient buyers or sellers of particular investments giving rise to delays in trading and being able to make settlements, and/or large fluctuations in value. This may lead to larger financial losses than might be anticipated.

**Style Bias:** The use of a specific investment style or philosophy can result in particular portfolio characteristics that are different to more broadly-invested portfolios. These differences may mean that, in certain market conditions, the value of the portfolio may decrease while more broadly-invested portfolios might grow.

The full list of Fund risks are contained in the appendices of the Ninety One Funds Series omnibus prospectus.

## Charges

The charges you pay are used to pay the costs of running the Fund, including the costs of marketing and distributing it. These charges reduce the potential growth of your investment.

The entry charge shown is the most you might pay, in some cases you might pay less.

You can find out actual entry charges from your financial adviser.

The ongoing charges figure is based on last year's expenses for the year ending 30 September 2023. The figure excludes any performance fee and portfolio transaction costs, except in the case of an entry or exit charge paid by the Fund when buying or selling units in another fund. Ongoing charges may vary from year to year.

For more information about charges, please see section 7 of the Ninety One Funds Series omnibus prospectus.

### One-off charges taken before or after you invest

Entry charge	None
Exit charge	None

This is the maximum that might be taken out of your money before it is invested.

### Charges taken from the fund over a year

Ongoing charge	0.75%
----------------	-------

### Charges taken from the fund under certain specific conditions

Performance fee	None
-----------------	------

## Past Performance

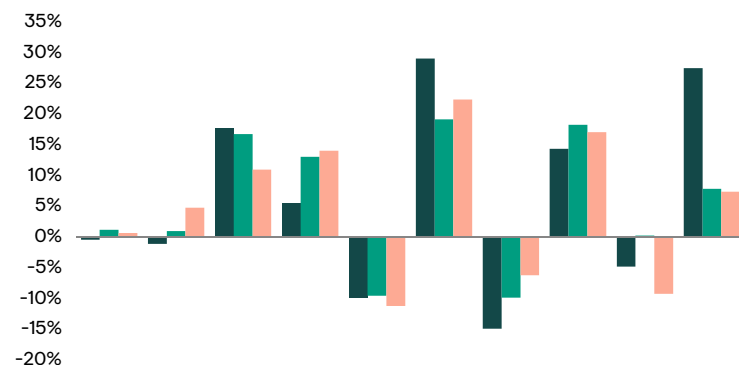
Past performance is not a guide to future performance. The value of your investment and income from it may go down as well as up and you may not get back the amount you invested.

The Fund does not track an index, any index shown is for illustrative purposes only.

The past performance shown in the chart takes account of all charges except the Fund's entry charge and the past performance is calculated in sterling.

The Fund was launched on 2 October 1978 and this share class on 4 October 2013.

- Class J Accumulation shares in sterling
- FTSE All-Share Total Return
- IA UK All Companies



	2014	2015	2016	2017	2018	2019	2020	2021	2022	2023
■ Fund	-0.4%	-1.1%	17.7%	5.5%	-9.9%	29.1%	-14.9%	14.4%	-4.8%	27.5%
■ Index	1.2%	1.0%	16.8%	13.1%	-9.5%	19.2%	-9.8%	18.3%	0.3%	7.9%
■ Sector	0.7%	4.8%	11.0%	14.1%	-11.2%	22.4%	-6.2%	17.1%	-9.2%	7.4%

## Practical Information

The Fund's depository is State Street Trustees Limited. The latest published prices for shares in the Fund are available on [www.ninetyone.com](http://www.ninetyone.com). Other share classes are available for this Fund as described in the Ninety One Funds Series omnibus prospectus. UK tax legislation may have an impact on your personal tax position.

The Fund is a sub-fund of Ninety One Funds Series i. You may switch between other Ninety One Funds Series i, ii, iii or iv sub-funds or share classes of the same sub-fund at no extra charge (unless the other share class has a higher entry charge, in which case the difference may be payable).

Details on switching are contained in section 3 of the Ninety One Funds Series omnibus prospectus. The assets of the Fund are ring-fenced and cannot be used to pay the debts of other Ninety One sub-funds in the same Ninety One Fund Series.

Ninety One Fund Managers UK Limited may be held liable solely on the basis of any statement contained in this document that is misleading, inaccurate or inconsistent with the relevant parts of the Ninety One Funds Series omnibus prospectus.

The latest remuneration policy relating to Ninety One Fund Managers UK Limited is available free of charge on request from the address below or from: [www.ninetyone.com/remuneration](http://www.ninetyone.com/remuneration). English language copies of the Ninety One Funds Series omnibus prospectus and Ninety One Funds Series i latest annual and semi-annual reports may be obtained free of charge from Ninety One Fund Managers UK Limited, 55 Gresham Street, London EC2V 7EL.

This Fund is authorised in the United Kingdom and regulated by the Financial Conduct Authority.

For an explanation of technical terms, please refer to [www.ninetyone.com/glossary](http://www.ninetyone.com/glossary). This Key Investor Information Document is accurate as at 15 February 2024.

This document provides you with key investor information about this fund. It is not marketing material. The information is required by law to help you understand the nature and the risks of investing in this fund. You are advised to read it so you can make an informed decision about whether to invest.

## Royal London Diversified Asset-Backed Securities Fund (Accumulation – Class Z Shares)

A sub-fund of Royal London Bond Funds ICVC ISIN: GB00B4K6P774  
Managed by Royal London Unit Trust Managers Limited

### Objectives and investment policy

**Objective** The Fund's investment objective is to achieve a positive absolute return in all market conditions over rolling 3-year periods, by investing at least 80% in asset-backed securities and other sterling-denominated corporate bonds.

The Fund does not offer any element of capital protection or guarantee that this return will be achieved.

The Fund's performance target is to outperform, before the deduction of charges, the Bank of England Sterling Overnight Interbank Average (SONIA) plus 2% per annum over rolling 3 year periods.

The Fund is actively managed.

**Policy** At least 80% of the Fund's assets will be invested in asset backed securities and other sterling corporate bonds, which will generally be fixed and floating-rate issues.

Where the manager believes it is in the best interests of the Fund, they may invest the remainder of the Fund's assets in a range of securities, including government bonds, index-linked bonds and bonds denominated in currencies other than sterling.

Up to 10% may be invested in other funds, known as collective investment schemes. A limited amount may also be invested in money market instruments and other transferable securities.

The Fund may also hold derivatives (investments that derive their value from another closely related underlying investment) for the purposes of efficient portfolio management.

Cash is unlikely to exceed 5% of assets.

**Recommendation** The Fund may not be appropriate for individual investors or investors who plan to withdraw their money within 5 years.

### Concepts to understand

**Bonds** are defined as fixed-income investments issued as debt by companies and public bodies to raise finance. Investors in bonds receive a previously agreed, non-variable interest payment until the investment matures. Corporate bonds are those issued by companies to raise finance.

**Positive absolute return** The gain in an asset's value in absolute terms, rather than in relative terms.

**Rolling 3 Year Period** A rolling 3-year period is any period of three years, no matter which day you start on.

**Efficient Portfolio Management** A list of approved investment techniques, including the use of derivatives, used to protect against excessive risk, reduce cost or generate extra income or growth.

*You can buy and sell your shares on each working day, except public holidays, at 12:00 noon if you tell us before 12:00 noon that you want to do so. Instructions received after 12:00 noon will be processed at 12:00 noon on the following working day.*

Other share classes may be available as described in the Prospectus. If this is an income share class, any income will be paid out to you. If this is an accumulation share class, any income will be reinvested in the Fund.

### Risk and reward profile



Lower risk

Higher risk

Typically lower rewards

Typically higher rewards

The fund is shown in risk category 3 because its share price has shown a medium to low level of volatility historically. The indicator has been calculated using historical data and may not be a reliable indication of the future risk profile of the Fund. As an investment, bonds are typically more volatile than money market instruments but less volatile than shares. Bonds issued by corporations are typically more volatile than bonds issued by governments.

The risk and reward indicator is not a measure of the expected rise or fall in capital but shows how sharply the Fund's share price has gone up and down historically.

A fund whose share price has experienced sharp or large increases or decreases will sit in a higher risk category, whereas a fund whose share price has experienced small or gradual increases or decreases will sit in a lower risk category.

The indicator is calculated using a standard methodology derived from EU rules.

The risk/reward indicator is an estimate and not a guarantee. Going forward, the Fund's actual volatility could be higher or lower, and its rated risk/reward profile could change. The lowest risk category does not mean the investment is risk free.

The risk indicator does not adequately capture the following risks, which are materially relevant to the Fund:

**Investment Risk** The value of investments and any income from them may go down as well as up and is not guaranteed. Investors may not get back the amount invested.

**Exchange Rate Risk** Investing in assets denominated in a currency other than the base currency of the Fund means the value of the investment can be affected by changes in exchange rates.

**Counterparty Risk** The insolvency of any institutions providing services such as safekeeping of assets or acting as counterparty to derivatives or other instruments, may expose the Fund to financial loss.

**Government and Public Securities Risk** The Fund can invest more than 35% of net assets in different Transferable Securities and Money Market Instruments issued or guaranteed by any EEA State, its local authorities, a third country or public international bodies of which one or more EEA States are members.

**Leverage Risk** The Fund employs leverage with the aim of increasing the Fund's returns or yield, however it also increases costs and its risk to capital. In adverse market conditions the Fund's losses can be magnified significantly.

**Credit Risk** Should the issuer of a fixed income security become unable to make income or capital payments, or their rating is downgraded, the value of that investment will fall. Fixed income securities that have a lower credit rating can pay a higher level of income and have an increased risk of default.

**EPM Techniques** The Fund may engage in EPM techniques including holdings of derivative instruments. Whilst intended to reduce risk, the use of these instruments may expose the Fund to increased price volatility.

**Interest Rate Risk** Fixed interest securities are particularly affected by trends in interest rates and inflation. If interest rates go up, the value of capital may fall, and vice versa. Inflation will also decrease the real value of capital.

**Liquidity Risk** In difficult market conditions the value of certain fund investments may be difficult to value and harder to sell, or sell at a fair price, resulting in unpredictable falls in the value of your holding.

## Charges

The charges you pay are used to pay the costs of running the Fund, including the costs of marketing and distributing the Fund. These charges reduce the potential growth of the investment.

### One-off charges taken before or after you invest:

Entry charge	None
Exit charge	None

### Charges taken from the fund over a year:

Ongoing charge	0.43%
----------------	-------

### Charges taken from the fund under specific conditions:

Performance fee	None
-----------------	------

The entry and exit charge is the maximum that might be taken out of your money before it is invested or before the proceeds of your investment are paid out.

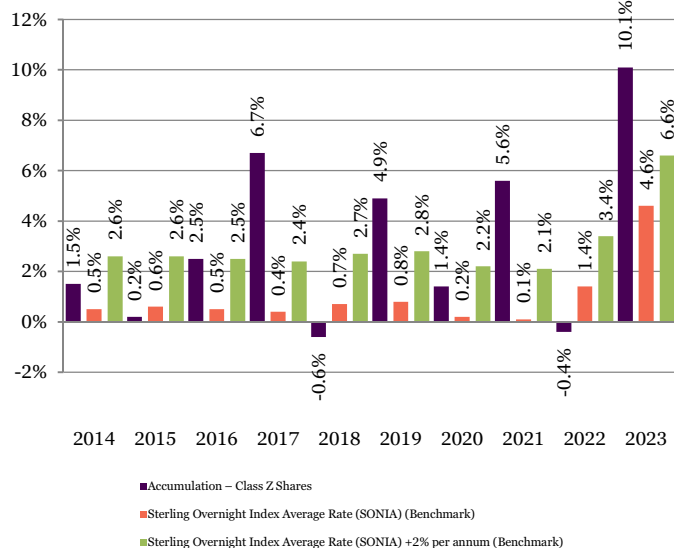
Ongoing charge is based on the Fund Management Fee (FMF), which is the periodic fee paid to the ACD to cover the expenses of the Fund. This figure does not include portfolio transaction costs. Ongoing charges are the same for all investors in the share class.

## Past performance

The graph shows fund performance over the past 10 years where available. The figure for a given year shows how much the Fund increased or decreased in value during that year. These results reflect ongoing charges taken from the Fund, but do not reflect any entry charges you might have to pay.

The Fund was launched on 24 September 2012 and the share class on 24 September 2012.

The Royal London Diversified Asset-Backed Securities Fund (Accumulation – Class Z Shares) in GBP



Source: RLAM and DataStream as at 31 December 2023

Past performance is not a guide to future performance and may not be repeated.

The chart shows performance in British Pounds after the ongoing charges and the portfolio transaction costs have been paid. Entry and exit charges are excluded from calculations of past performance. The past performance is calculated in British Pounds, with net dividends reinvested.

The Performance target (SONIA +2% pa) was applied to the fund in 2020. Therefore data prior to this date has been excluded from the graph.

## Practical information

**Depository:** HSBC Bank plc

**Additional Information:** This Key Investor Information Document (KIID) may not contain all the information you need. For additional information on this fund (including the Supplementary Information Document), on other share classes of this fund and on other funds, or to obtain a free copy of the Fund's Prospectus or the annual and semi-annual shareholder reports, call the information line or write to the registered office, details of which are below. Alternatively, visit [www.rlam.com](http://www.rlam.com). The Prospectus and shareholder reports are in English.

This document describes one share class of the Fund. The Prospectus and annual and semi-annual shareholder reports are prepared for the entire fund across all share classes.

For fund performance and most recent share price, visit [www.rlam.com](http://www.rlam.com).

Should you wish to switch share classes or funds, please see the "Switching" section of the Prospectus for details.

**Tax:** Investors should note that the tax legislation that applies to the Fund may have an impact on the personal tax position of their investment in the Fund. Contact your adviser to discuss tax treatment, suitability of this investment, and other questions.

**Notices:** Royal London Unit Trust Managers Limited may be held liable solely on the basis of any statement contained in this document that is misleading, inaccurate or inconsistent with the relevant parts of the Prospectus.

The Prospectus and long reports (shareholder reports) are prepared for the entire company. The assets and liabilities of each sub-fund are segregated by law. Therefore, the assets of the Fund belong exclusively to it and are not available to meet the liabilities of any other fund of Royal London Bond Funds ICVC.

The Fund is authorised in the United Kingdom and regulated by the Financial Conduct Authority, Royal London Unit Trust Managers Limited is authorised and regulated by the Financial Conduct Authority.

Details of the Company's remuneration policy are available at [www.rlam.com](http://www.rlam.com) including: (a) a description of how remuneration and benefits are calculated; and (b) the identities of persons responsible for awarding remuneration and benefits. A paper copy of these details may be obtained, free of charge, on request from the Company, at the address below.

**Address:** Royal London Asset Management  
80 Fenchurch Street, London, EC3M 4BY

**Telephone:** 03456 04 04 04

**Website:** [www.rlam.com](http://www.rlam.com)

A member of the Investment Association

**Publication Date:** This Key Investor Information is accurate as at 15 February 2024



## Charges

The charges you pay are used to pay the costs of running the Fund, including the costs of marketing and distributing the Fund. These charges reduce the potential growth of the investment.

### One-off charges taken before or after you invest:

Entry charge	None
--------------	------

Exit charge	None
-------------	------

### Charges taken from the fund over a year:

Ongoing charge	0.71%
----------------	-------

### Charges taken from the fund under specific conditions:

Performance fee	None
-----------------	------

The entry and exit charge is the maximum that might be taken out of your money before it is invested or before the proceeds of your investment are paid out.

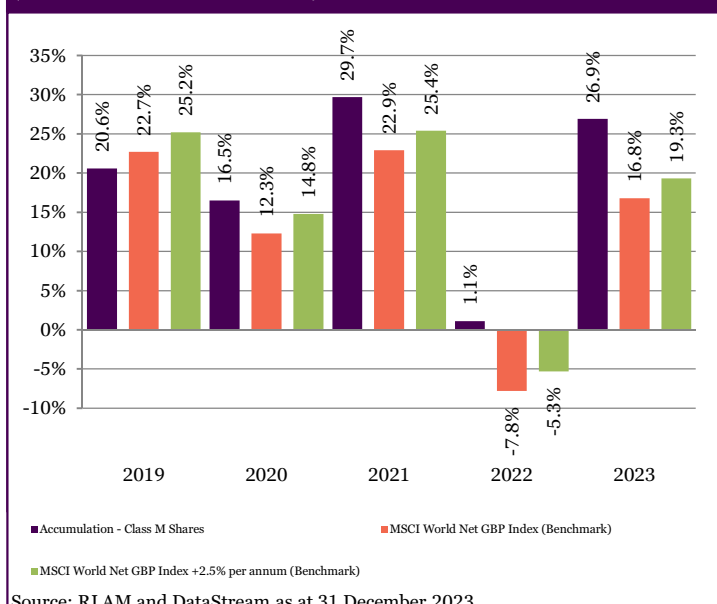
Ongoing charge is based on the Fund Management Fee (FMF), which is the periodic fee paid to the ACD to cover the expenses of the Fund. This figure does not include portfolio transaction costs. Ongoing charges are the same for all investors in the share class.

## Past performance

The graph shows fund performance over the past 5 years where available. The figure for a given year shows how much the Fund increased or decreased in value during that year. These results reflect ongoing charges taken from the Fund, but do not reflect any entry charges you might have to pay.

The Fund was launched on 10 October 2017 and the share class on 5 March 2018.

The Royal London Global Equity Select Fund  
(Accumulation - Class M Shares) in GBP



Source: RLAM and DataStream as at 31 December 2023

Past performance is not a guide to future performance and may not be repeated.

The chart shows performance in British Pounds after the ongoing charges and the portfolio transaction costs have been paid. Entry and exit charges are excluded from calculations of past performance. The past performance is calculated in British Pounds, with net dividends reinvested.

## Practical information

**Depository:** HSBC Bank plc

**Additional Information:** This Key Investor Information Document (KIID) may not contain all the information you need. For additional information on this fund (including the Supplementary Information Document), on other share classes of this fund and on other funds, or to obtain a free copy of the Fund's Prospectus or the annual and semi-annual shareholder reports, call the information line or write to the registered office, details of which are below. Alternatively, visit [www.rlam.com](http://www.rlam.com). The Prospectus and shareholder reports are in English.

This document describes one share class of the Fund. The Prospectus and annual and semi-annual shareholder reports are prepared for the entire fund across all share classes.

For fund performance and most recent share price, visit [www.rlam.com](http://www.rlam.com).

Should you wish to switch share classes or funds, please see the "Switching" section of the Prospectus for details.

**Tax:** Investors should note that the tax legislation that applies to the Fund may have an impact on the personal tax position of their investment in the Fund. Contact your adviser to discuss tax treatment, suitability of this investment, and other questions.

**Notices:** Royal London Unit Trust Managers Limited may be held liable solely on the basis of any statement contained in this document that is misleading, inaccurate or inconsistent with the relevant parts of the Prospectus.

The Prospectus and long reports (shareholder reports) are prepared for the entire company. The assets and liabilities of each sub-fund are segregated by law. Therefore, the assets of the Fund belong exclusively to it and are not available to meet the liabilities of any other fund of Royal London Equity Funds ICVC.

The Fund is authorised in the United Kingdom and regulated by the Financial Conduct Authority, Royal London Unit Trust Managers Limited is authorised and regulated by the Financial Conduct Authority.

Details of the Company's remuneration policy are available at [www.rlam.com](http://www.rlam.com) including: (a) a description of how remuneration and benefits are calculated; and (b) the identities of persons responsible for awarding remuneration and benefits. A paper copy of these details may be obtained, free of charge, on request from the Company, at the address below.

**Address:** Royal London Asset Management  
80 Fenchurch Street, London, EC3M 4BY

**Telephone:** 03456 04 04 04

**Website:** [www.rlam.com](http://www.rlam.com)

A member of the Investment Association

**Publication Date:** This Key Investor Information is accurate as at 15 February 2024

This document provides you with key investor information about this fund. It is not marketing material. The information is required by law to help you understand the nature and the risks of investing in this fund. You are advised to read it so you can make an informed decision about whether to invest.

## Royal London US Growth Trust (Income - Class A Shares)

ISIN: GB0030038359

This Fund is managed by RLUM Limited

### Objectives and investment policy

**Objective** The Fund's investment objective is to achieve capital growth over the medium-to-long term (5-7 years) by investing at least 80% in the shares of US companies listed on the New York Stock Exchange. The Fund's performance target is to outperform, after the deduction of charges, the MSCI USA £ Net Total Return Index (the "Index") over a rolling 7-year period. For further information on the Fund's index, please refer to the Prospectus.

The Fund is actively managed.

**Policy** At least 80% of the Fund will be invested in the shares of listed US companies, which are those listed in the United States, domiciled in the United States, or which have significant US business operations.

The Fund may invest up to 10% in other investment funds, known as collective investment schemes. Typically only a small portion of assets will be invested in cash.

The Fund may also invest a small amount of its portfolio in derivatives (investments that derive their value from another closely related underlying investment) for the purposes of efficient portfolio management (EPM).

**Recommendation** This Fund may not be appropriate for investors who plan to withdraw their money within five years. You should aim to keep your units for at least five years, although you can sell them at any time.

### Concepts to understand

**Capital Growth** The rise in an investment's value over time.

**7-Year Rolling Period** Any period of seven years, no matter which day you start on.

**Efficient Portfolio Management** A list of approved investment techniques, including the use of derivatives, used to protect against excessive risk, reduce cost or generate extra income or growth.

*You can buy and sell your shares on each working day, except public holidays, at 12:00 noon if you tell us before 12:00 noon that you want to do so. Instructions received after 12:00 noon will be processed at 12:00 noon on the following working day.*

Other share classes may be available as described in the Prospectus. If this is an income share class, any income will be paid out to you. If this is an accumulation share class, any income will be reinvested in the Fund.

### Risk and reward profile



Lower risk

Higher risk

← Typically lower rewards

Typically higher rewards →

The fund is shown in risk category 6 because its unit price has shown a high level of volatility historically. The indicator has been calculated using historical data and may not be a reliable indication of the future risk profile of the Fund. As an investment, shares are typically more volatile than money market instruments and bonds.

The risk and reward indicator is not a measure of the expected rise or fall in capital but shows how sharply the Fund's share price has gone up and down historically.

A fund whose share price has experienced sharp or large increases or decreases will sit in a higher risk category, whereas a fund whose share price has experienced small or gradual increases or decreases will sit in a lower risk category.

The indicator is calculated using a standard methodology derived from EU rules.

The risk/reward indicator is an estimate and not a guarantee. Going forward, the Fund's actual volatility could be higher or lower, and its rated risk/reward profile could change. The lowest risk category does not mean the investment is risk free.

The risk indicator does not adequately capture the following risks, which are materially relevant to the Fund:

**Investment Risk** The value of investments and any income from them may go down as well as up and is not guaranteed. Investors may not get back the amount invested.

**EPM Techniques** The Fund may engage in EPM techniques including holdings of derivative instruments. Whilst intended to reduce risk, the use of these instruments may expose the Fund to increased price volatility.

**Exchange Rate Risk** Investing in assets denominated in a currency other than the base currency of the Fund means the value of the investment can be affected by changes in exchange rates.

**Counterparty Risk** The insolvency of any institutions providing services such as safekeeping of assets or acting as counterparty to derivatives or other instruments, may expose the Fund to financial loss.

## Charges

The charges you pay are used to pay the costs of running the Fund, including the costs of marketing and distributing the Fund. These charges reduce the potential growth of the investment.

One-off charges taken before or after you invest:	
Entry charge	None
Exit charge	None
Charges taken from the fund over a year:	
Ongoing charge	1.03%
Charges taken from the fund under specific conditions:	
Performance fee	None

The entry and exit charge is the maximum that might be taken out of your money before it is invested or before the proceeds of your investment are paid out.

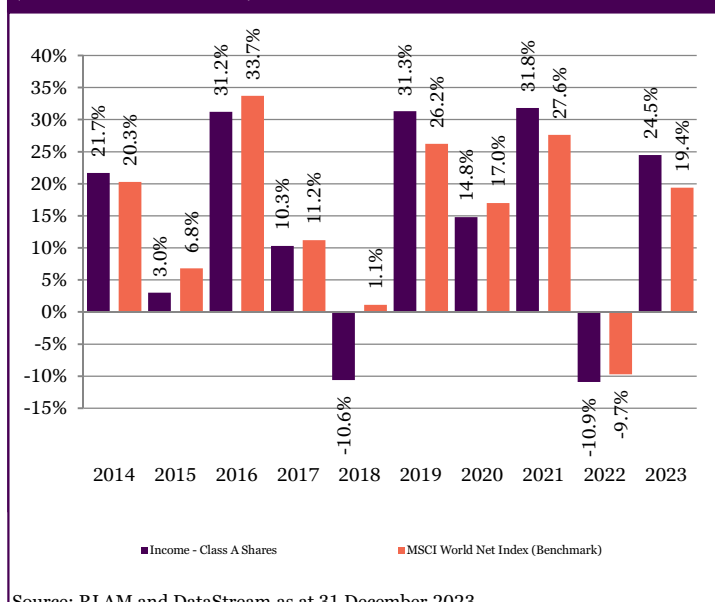
The ongoing charges figure is based on expenses as at 31 December 2023. This figure may vary from year to year and does not include portfolio transaction costs. Ongoing charges are the same for all investors.

## Past performance

The graph shows fund performance over the past 10 years where available. The figure for a given year shows how much the Fund increased or decreased in value during that year. These results reflect ongoing charges taken from the Fund, but do not reflect any entry charges you might have to pay.

The Fund was launched on 19 February 2001.

The Royal London US Growth Trust  
(Income - Class A Shares) in GBP



Source: RLAM and DataStream as at 31 December 2023

Past performance is not a guide to future performance and may not be repeated.

The chart shows performance in British Pounds after the ongoing charges and the portfolio transaction costs have been paid. Entry and exit charges are excluded from calculations of past performance. All performance shown assumes reinvestment of dividends.

## Practical information

**Trustee:** HSBC Bank plc

**Additional Information:** This Key Investor Information Document (KIID) may not contain all the information you need. For additional information on the Fund (including the Supplementary Information Document), on other share classes of this Fund and on other funds, or to obtain a free copy of the Fund's Prospectus or the annual and semi-annual shareholder reports, call the information line or write to Royal London Asset Management Limited, details of which are below. Alternatively, visit [www.rlam.com](http://www.rlam.com). The Prospectus and shareholder reports are in English.

This KIID describes one share class of the Fund. The Prospectus and annual and semi-annual shareholder reports are prepared for the entire Fund across all share classes.

For fund performance and most recent share price, visit [www.rlam.com](http://www.rlam.com).

Should you wish to switch share classes or funds, please see the "Switching" section of the Prospectus for details.

**Tax:** Investors should note that the tax legislation that applies to the Fund may have an impact on the personal tax position of their investment in the Fund.

Contact your adviser to discuss tax treatment, suitability of this investment, and other questions.

**Notices:** RLUM Limited may be held liable solely on the basis of any statement contained in this document that is misleading, inaccurate or inconsistent with the relevant parts of the Prospectus for the Fund.

Details of the Company's remuneration policy are available at [www.rlam.com](http://www.rlam.com) including: (a) a description of how remuneration and benefits are calculated; and (b) the identities of persons responsible for awarding remuneration and benefits. A paper copy of these details may be obtained, free of charge, on request from the Company, at the address below.

This Fund is authorised in the United Kingdom and regulated by the Financial Conduct Authority (FCA).

**Address:** Royal London Asset Management  
80 Fenchurch Street, London, EC3M 4BY

**Telephone:** 0800 195 1000

**Website:** [www.rlam.com](http://www.rlam.com)

A member of the Investment Association

**Publication Date:** This Key Investor Information is accurate as at 1 April 2024

# SARASIN

## Key Investor Information

This document provides you with key investor information about this fund. It is not marketing material. The information is required by law to help you understand the nature and the risks of investing in this fund. You are advised to read it so you can make an informed decision about whether to invest.

### Sarasin Food & Agriculture Opportunities, a sub-fund of Sarasin Funds ICVC Class P Accumulation Shares

ISIN:GB00B77DTQ97

This Fund is managed by Sarasin Investment Funds Limited

## Objectives and Investment Policy

### Objective

We seek to grow the Fund through increases in investment value and income over a rolling 5 year period after deducting fees and costs.

### Investment Policy

We invest at least 80% of the Fund in companies from around the world.

The Fund invests mainly in the shares of companies, but may also invest in other funds (including those managed by Sarasin), exchange traded funds (funds which can be traded on major stock exchanges similarly to a company share) and exchange traded commodities (which track the performance of a commodity index).

We avoid companies that are materially engaged in certain sectors, including the production or distribution of tobacco, armaments, gambling and adult entertainment.

The fund is actively managed. We carefully select the Fund's investments to have exposure to the food and agriculture sectors in any country/region.

We may only use derivatives to maintain the Fund's value, manage investment risk and to gain cost-effective access to investments. Derivatives are financial contracts whose value is linked to the price of another asset (e.g. indices, rates, share prices, currencies).

As the Fund invests in a very specific investment universe, investors should consider performance over a long term time period (5-10 years) against either a broad market index or peer group of Global Food and Agriculture funds such as the Morningstar EAA Fund Sector Equity Agriculture sector.

### Distribution Policy

Any income due from your investment is reflected in the value of your shares rather than being paid out.

### Dealing Frequency

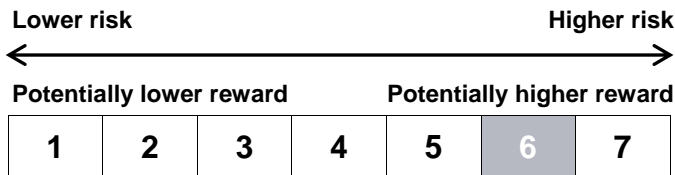
You can buy and sell shares in the Fund before 12 noon GMT on any business day in London.

### Recommendation

This Fund may not be appropriate for investors who plan to withdraw their money within 5 years.

For full investment objectives and policy details please refer to the Prospectus.

## Risk and Reward Profile



The Risk and Reward Indicator table demonstrates where the fund ranks in terms of its potential risk and return, calculated using the volatility of monthly returns over five years. As it is based upon how the fund has performed in the past, you should note that the fund may well perform differently in the future. The risk category shown is not guaranteed and may shift over time.

The higher the rank the greater the potential reward but the greater the risk of losing money.

The Fund is ranked at 6 reflecting observed historical returns. This ranking is typically higher than a fund which invests in cash deposits, as company share price movements tend to be more volatile.

The following risks may not be fully captured by the Indicator:

- **Liquidity Risk:** In stressed market conditions the value of certain investments may be less predictable than normal. In some cases this may make such investments harder to sell at the last quoted market price, or at price considered to be fair. Such conditions could result in unpredictable changes in the value of your holding.
- **Counterparty and Settlement Risk:** The fund may enter into derivative transactions in over-the-counter markets, which will expose the fund to the credit risk of their counterparties. The fund may be exposed to the risk of settlement default where the counterparty may default on its obligations to perform under the

relevant contract. In the event of the bankruptcy or insolvency of a counterparty, the fund could experience delays in liquidating the position as well as significant losses, including declines in value during the period in which the fund seeks to enforce its rights.

- **Derivatives Risk** can only be used to manage the fund more efficiently in an attempt to reduce the overall risk of its investments, reduce the costs of investing or generate additional capital or income. Although this may not be achieved and may create losses greater than the cost of the derivative.
- **Derivatives:** If a derivative transaction is particularly large or if the relevant market is illiquid (as is the case with many privately negotiated derivatives), it may not be possible to initiate a transaction to liquidate a position at an advantageous price, to assess or value a position or to assess the exposure to risk. An adverse price movement in a derivative position may also require a cash payment to counterparties that might in turn require, if there is insufficient cash available in a fund, the sale of investments under disadvantageous conditions.
- **Small Cap Equities:** Smaller company shares can be riskier as they may be more difficult to buy and sell and their share price may fluctuate more than that of larger companies.
- **Emerging Market Equities Risk:** Emerging markets may face more political, economic or structural challenges than developed markets and shares may be less liquid, meaning that investments may not be sold quickly enough to prevent or minimize a loss; they may therefore involve a higher risk than investing in developed markets.
- The fund has charges deducted from capital. This may reduce the potential for growth.

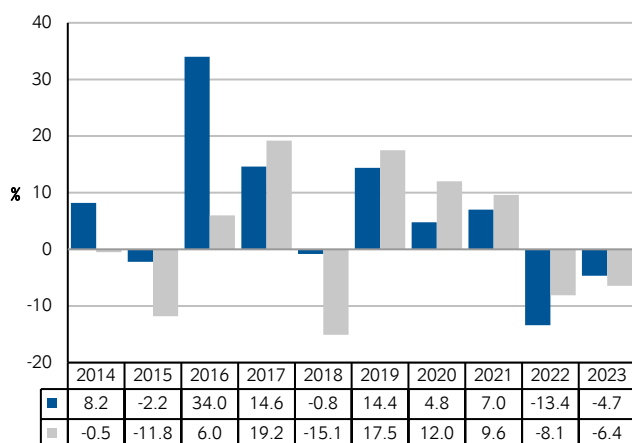
## Charges

The charges you pay are used to pay the costs of running the fund, including the costs of marketing and distributing it. These charges reduce the potential growth of your investment.

One-off charges taken before or after you invest	
Entry charge	No charge
Exit charge	No charge
The entry and exit charges shown are maximum figures. In some cases you might pay less - you can find this information by contacting your financial adviser.	
Charges taken from the Fund over a year	
Ongoing charges	0.98%
Charges taken from the Fund under certain specific conditions	
Performance fee	No charge

- The ongoing charges figure is based on expenses for the twelve month period ending 31.12.2023. This figure may vary from year to year. It excludes: portfolio transaction costs, except in the case of an entry/exit charge paid by the Fund when buying or selling in another fund "if any".
- We may apply a dilution adjustment to the share price of the fund to cover the dealing costs when there are large inflows and outflows from the fund. This adjustment is in place to protect the value of existing investors' holdings.
- For more information about charges, please refer to the relevant sections of the Prospectus available at [www.sarasinandpartners.com](http://www.sarasinandpartners.com)

## Past Performance



■ Sarasin Food & Agriculture Opportunities

■ EAA Fund Sector Equity Agriculture\*

\*Source: Morningstar

- The chart shows the Fund's annual performance in GBP for each full calendar year over the period displayed in the chart.
- Past performance is not a guide to future performance, prices may fluctuate and you may not get back your original investment.
- The performance figures include all ongoing charges and exclude any entry charges or exit charges.
- The past performance was calculated in GBP on a net asset value basis with gross dividends reinvested.
- The Fund was launched on 31/03/2008
- This Share Class was launched on 15/10/2012
- Sarasin regularly reviews available indices that could be used as performance benchmarks for its funds. As the Fund invests in a very specific investment universe, investors should consider performance over a long term time period (5-10 years) against either a broad market index or peer group of Global Food and Agriculture funds.

## Practical Information

**Depositary:** NatWest Trustee and Depositary Services Limited.

You can get further detailed information regarding the Fund, including how to buy, sell and switch units within the Prospectus, the Annual and Semi-annual Reports and Accounts and Company's latest Value Assessment report which are available free of charge from Sarasin & Partners LLP. These are available in English only. You can also call us on 0333 300 0373, or look on our website: [www.sarasinandpartners.com](http://www.sarasinandpartners.com) for further information including the latest share prices.

**Benchmark:** Where applicable, the target benchmark is selected because it is representative of the type of investments in which the Fund is likely to invest, and it is, therefore, an appropriate target in relation to the return that the Fund aims to provide. Where applicable, the comparator benchmark is selected because the Investment Manager and the Manager believe that the benchmark is a suitable comparison for performance purposes given the Fund's investment objective and policy.

**Fund Information:** The Fund is a sub-fund of the Sarasin Funds ICVC which is an investment company with variable capital incorporated under the OEIC Regulations. It is a UCITS scheme as defined in the FCA Collective Investment Schemes Handbook. This Key Investor Information Document describes a sub-fund of the Sarasin Funds ICVC and the Prospectus and Annual and Semi-annual Reports will be prepared for the entire Sarasin Funds ICVC.

**Liability Statement:** Sarasin Investment Funds Limited may be held liable solely on the basis of any statement contained in this document that is misleading, inaccurate or inconsistent with the relevant parts of the Prospectus for the Fund.

**Fund Liability:** The assets of the Fund are segregated from those of the other sub-funds of Sarasin Funds ICVC; therefore, the assets of the Fund will not be available to meet a claim of a creditor or another third party made against another sub-fund.

**Tax Legislation:** The Fund is subject to the tax laws and regulations of the United Kingdom. Depending on your own country of residence, this might have an impact on your investment. For further details you should consult a tax adviser.

**Remuneration Policy:** The Remuneration Policy of the Manager, which describes how remuneration and benefits are determined and awarded, and the associated governance arrangements, is available at [www.sarasinandpartners.com](http://www.sarasinandpartners.com) or free of charge from Sarasin & Partners LLP, Juxon House, 100 St Paul's Churchyard, London, EC4M 8BU.

**Representative Share Class:** This document contains information on Class P Accumulation Shares only which have been selected as a representative share class of the Fund. Other share classes of the Fund are available and further details can be found in the Prospectus.

**Representative in Switzerland:** J. Safra Sarasin Investmentfonds AG, Wallstrasse 9, CH-4002 Basel. Paying Agent in Switzerland: Bank J.Safra Sarasin AG, Elisabethenstrasse 62, CH-4002 Basel. Place where relevant documents may be obtained by investors in Switzerland: the Prospectus, Instrument of Incorporation, Key Investor Information Document and the latest Annual and Semi-annual Reports may be obtained free of charge from the Representative and the Paying Agent in Switzerland.

This document provides you with key investor information about this fund. It is not marketing material. The information is required by law to help you understand the nature and the risks of investing in this fund. You are advised to read it so you can make an informed decision about whether to invest.

# Schroder Global Cities Real Estate

an Authorised Unit Trust of Schroder Unit Trusts Limited

## Class L Accumulation GBP (GB00BDD2DQ09)

This fund is managed by Schroder Unit Trusts Limited, which is a member of the Schroders Group.

### Objectives and investment policy

#### Objectives

The fund aims to provide income and capital growth in excess of the FTSE EPRA NAREIT Developed TR GBP (Net) index (after fees have been deducted) over a three-to-five-year period by investing in equity and equity related securities of real estate companies worldwide. This cannot be guaranteed, and your capital is at risk.

#### Investment Policy

The fund is actively managed and invests at least 80% of its assets in equities of real estate companies worldwide which generate the majority of their earnings from real estate investment related activities. The fund may invest in real estate investment trusts.

The fund seeks exposure to companies that invest in cities that the investment manager believes will exhibit continued economic growth, supported by factors such as strong infrastructure and supportive planning regimes.

The fund may also invest in collective investment schemes (including Schroder

funds) that invest in equities of real estate companies, warrants and money market instruments, and may hold cash.

The fund may use derivatives with the aim of reducing risk and to manage the fund more efficiently (for more information please refer to section 6 of appendix I of the prospectus).

#### Benchmark

The fund's performance should be assessed against its target benchmark, being to exceed the FTSE EPRA NAREIT Developed TR GBP (Net) Index per annum.

#### Dealing Frequency

You may redeem your investment upon demand. This fund deals daily.

#### Distribution Policy

This unit class accumulates income received from the fund's investments, meaning it is kept in the fund and its value is reflected in the price of the unit class.

### Risk and reward profile

#### Lower risk

Potentially lower reward

#### Higher risk

Potentially higher reward



#### The risk and reward indicator

The risk category was calculated using historical performance data and may not be a reliable indicator of the fund's future risk profile.

The fund's risk category is not guaranteed to remain fixed and may change over time.

A fund in the lowest category does not mean a risk-free investment.

The fund is in this category because it can take higher risks in search of higher rewards and its price may rise and fall accordingly.

#### Risk factors

Performance risk: Investment objectives express an intended result but there is no guarantee that such a result will be achieved. Depending on market

conditions and the macro economic environment, investment objectives may become more difficult to achieve.

Currency risk: The fund may lose value as a result of movements in foreign exchange rates, otherwise known as currency rates.

Derivatives risk: Derivatives, which are financial instruments deriving their value from an underlying asset, may be used to manage the portfolio efficiently. A derivative may not perform as expected, may create losses greater than the cost of the derivative and may result in losses to the fund.

Liquidity risk: In difficult market conditions, the fund may not be able to sell a security for full value or at all. This could affect performance and could cause the fund to defer or suspend redemptions of its shares, meaning investors may not be able to have immediate access to their holdings.

Real Estate and Property Risk: Real estate investments are subject to a variety of risk conditions such as economic conditions, changes in laws (e.g. environmental and zoning) and other influences on the market.

Operational risk: Operational processes, including those related to the safekeeping of assets, may fail. This may result in losses to the fund.

## Charges

### One-off charges taken before or after you invest

**Entry charge** None

**Exit charge** None

This is the maximum that might be taken out of your money before it is invested or before the proceeds of your investment are paid out.

### Charges taken from the fund over a year

**Ongoing charges** 0.82%

### Charges taken from the fund under certain specific conditions

#### Performance fee

None

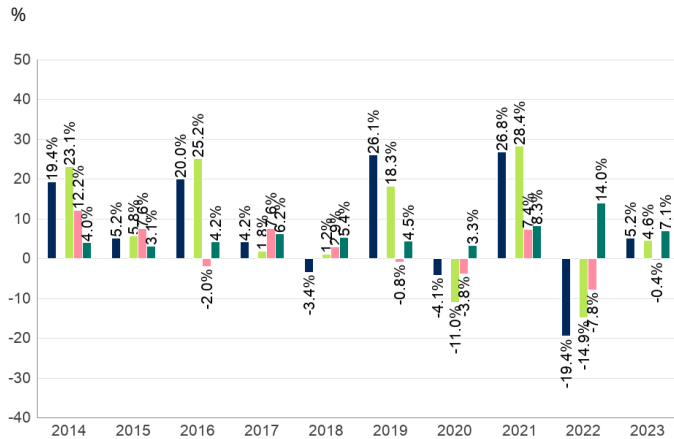
The charges you pay are used to pay the costs of running the fund, including the costs of marketing and distributing it. These charges reduce the potential growth of your investment.

The entry and exit charges shown are maximum figures and in some cases you might pay less. You can find out the actual entry and exit charges from your financial advisor.

The ongoing charges figure is based on the last year's expenses for the year ending December 2023 and may vary from year to year. The ongoing charge figure excludes portfolio transaction costs. The charges are mostly, if not exclusively, the Schrodgers Annual Charge (as may be discounted for retail unit classes depending on the size of the fund) but certain additional expenses may be charged as set out in the prospectus. The Schrodgers Annual Charge (without any discount) for this unit class of the fund is 0.84%. The fund's annual report for each financial year will include details on the exact charges made including any discounts.

Please see the prospectus for more details about the charges.

## Past performance



Past performance is not a guide to future performance and may not be repeated. The value of investments may go down as well as up and you may not get back the amount you originally invested.

The chart shows performance in British pound after the ongoing charges and the portfolio transaction costs have been paid.

The fund was launched on 07/12/2005.

The shareclass was launched on 01/10/2013.

Performance figures are only available since the launch of the respective share class.

Performance achieved between 2009 and 2016 was achieved under circumstances that no longer apply. The fund name and objective and policy changed on 1 August 2016.

Please note that the fund's objective and benchmarks were changed on 15 July 2024. The past performance in the above table was based on the fund's benchmarks, (target benchmark: UK Consumer Price Index +3%) (comparator benchmarks: FTSE EPRA NAREIT Developed (Gross Total Return) index and the Investment Association Property Investment Sector average return) in place prior to this date. Going forward, this table will show past performance from this date based on the new objective and target benchmark (FTSE EPRA NAREIT Developed TR GBP (Net) Index).

■ L Accumulation GBP (GB00BDD2DQ09)

■ FTSE EPRA NAREIT Developed TR GBP (Net) Index

■ FTSE EPRA NAREIT Developed (Gross Total Return) Index

■ Investment Association Property Investment Sector average

■ UK Consumer Price Index plus 3%

## Practical information

**Trustee:** J. P. Morgan Europe Ltd.

**Further Information:** You can get further information about this fund, including the prospectus, latest annual report, any subsequent half-yearly reports and the latest price of units from [www.schroders.com/ukinvestor](http://www.schroders.com/ukinvestor) and from Schroders, PO Box 1402, Sunderland, SR43 4AF, England, telephone 0800 182 2399. They are in English, free of charge.

**Tax Legislation:** The fund is subject to UK tax legislation which may have an impact on your personal tax position.

**Liability:** Schroder Unit Trusts Ltd may be held liable solely on the basis of any statement contained in this document that is misleading, inaccurate or inconsistent with the relevant parts of the fund's prospectus.

**Switches:** Subject to conditions, you may apply to switch your investment into another unit class within this fund or in another Schroder fund. Please see the

prospectus for more details.

**Remuneration Policy:** A summary of Schroders' remuneration policy and related disclosures is at [www.schroders.com/remuneration-disclosures](http://www.schroders.com/remuneration-disclosures). A paper copy is available free of charge upon request.

The policy includes a description of how remuneration and benefits are calculated & the identities of persons responsible for awarding the remuneration and benefits.

**Glossary:** You can find an explanation of some of the terms used in this document at [www.schroders.com/ukinvestor/glossary](http://www.schroders.com/ukinvestor/glossary).

**Benchmark:** The target benchmark has been selected because the target return of the fund is to deliver or exceed the return of that benchmark as stated in the investment objective. The comparator benchmarks have been selected because the investment manager and the manager believe that each of these benchmarks is a suitable comparison for performance purposes given the fund's investment objective and policy.

This document provides you with key investor information about this fund. It is not marketing material. The information is required by law to help you understand the nature and the risks of investing in this fund. You are advised to read it so you can make an informed decision about whether to invest.

# Schroder Strategic Credit Fund

a sub-fund of Schroder Investment Fund Company

Class Z Accumulation GBP (GB00BJZ2ZC09)

This fund is managed by Schroder Unit Trusts Limited, which is a member of the Schroders Group.

## Objectives and investment policy

### Objectives

The fund aims to provide income and capital growth in excess of the ICE BofA Sterling 3 Month Government Bill Index (after fees have been deducted) over a three to five year period by investing in fixed and floating rate securities of companies worldwide but this cannot be guaranteed and your capital is at risk.

### Investment Policy

The fund is actively managed and invests at least 80% of its assets in fixed and floating rate securities denominated in sterling (or in other currencies and hedged back into sterling) issued by companies worldwide. The fund may also invest in fixed and floating rate securities issued by governments, government agencies and supra-nationals worldwide.

The fund may invest more than 50% of its assets in below investment grade securities (as measured by Standard & Poor's or any other equivalent credit rating agencies) or in unrated securities.

The fund may also invest directly or indirectly in other securities (including in other asset classes), countries, regions, industries or currencies, collective

investment schemes (including Schroder funds), warrants and money market instruments, and hold cash.

The fund may use derivatives with the aim of achieving investment gains, reducing risk or managing the fund more efficiently (for more information please refer to Appendix III. Section 10: Derivatives and Forwards of the Prospectus). The fund may use leverage and take short positions.

### Benchmark

The fund's performance should be assessed against its target benchmark the ICE BofA Sterling 3 Month Government Bill Index and compared against the Investment Association Strategic Bond sector average return.

### Dealing Frequency

You may redeem your investment upon demand. This fund deals daily.

### Distribution Policy

This share class accumulates income received from the fund's investments, meaning it is kept in the fund and its value is reflected in the price of the share class.

## Risk and reward profile



### The risk and reward indicator

The risk category is based upon the fund's risk target and there is no guarantee that the fund will achieve it.

The fund's risk category is not guaranteed to remain fixed and may change over time.

A fund in the lowest category does not mean a risk-free investment.

The fund is in this category because it can take higher risks in search of higher rewards and its price may rise and fall accordingly.

### Risk factors

**Performance risk:** Investment objectives express an intended result but there is no guarantee that such a result will be achieved. Depending on market conditions and the macro economic environment, investment objectives may become more difficult to achieve.

**Credit risk:** A decline in the financial health of an issuer could cause the value

of its bonds to fall or become worthless.

**Currency risk:** The fund may lose value as a result of movements in foreign exchange rates, otherwise known as currency rates.

**Derivatives risk:** Derivatives, which are financial instruments deriving their value from an underlying asset, may be used to manage the portfolio efficiently. The fund may also materially invest in derivatives including using short selling and leverage techniques with the aim of making a return. A derivative may not perform as expected, may create losses greater than the cost of the derivative and may result in losses to the fund.

**High yield bond risk:** High yield bonds (normally lower rated or unrated) generally carry greater market, credit and liquidity risk meaning greater uncertainty of returns.

**Interest rate risk:** The fund may lose value as a direct result of interest rate changes.

**Liquidity risk:** In difficult market conditions, the fund may not be able to sell a security for full value or at all. This could affect performance and could cause the fund to defer or suspend redemptions of its shares, meaning investors may not be able to have immediate access to their holdings.

**Operational risk:** Operational processes, including those related to the safekeeping of assets, may fail. This may result in losses to the fund.

## Charges

One-off charges taken before or after you invest	
Entry charge	None
Exit charge	None

This is the maximum that might be taken out of your money before it is invested or before the proceeds of your investment are paid out.

Charges taken from the fund over a year	
Ongoing charges	0.77%

Charges taken from the fund under certain specific conditions	
Performance fee	None

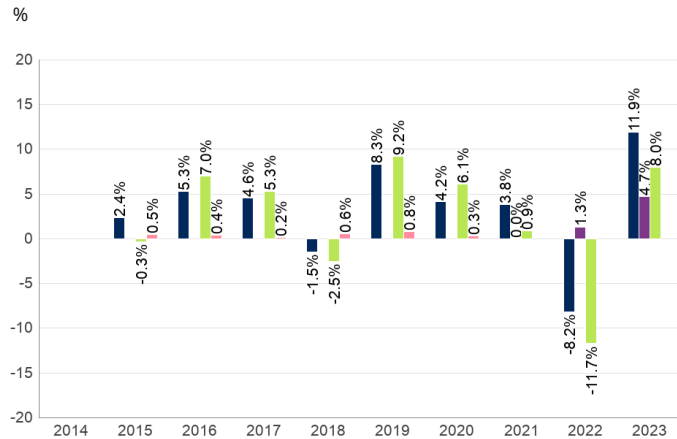
The charges you pay are used to pay the costs of running the fund, including the costs of marketing and distributing it. These charges reduce the potential growth of your investment.

The entry and exit charges shown are maximum figures and in some cases you might pay less. You can find out the actual entry and exit charges from your financial advisor.

The ongoing charges figure is based on the last year's expenses for the year ending December 2023 and may vary from year to year. The ongoing charge figure excludes portfolio transaction costs. The charges are mostly, if not exclusively, the Schroders Annual Charge (as may be discounted for retail share classes depending on the size of the fund) but certain additional expenses may be charged as set out in the prospectus. The Schroders Annual Charge (without any discount) for this share class of the fund is 0.77%. The fund's annual report for each financial year will include details on the exact charges made including any discounts.

Please see the prospectus for more details about the charges.

## Past performance



Past performance is not a guide to future performance and may not be repeated. The value of investments may go down as well as up and you may not get back the amount you originally invested.

The chart shows performance in British pound after the ongoing charges and the portfolio transaction costs have been paid.

The fund was launched on 04/04/2006.

The shareclass was launched on 24/03/2014.

Performance figures are only available since the launch of the respective share class.

Performance achieved between 2009 and 2014 was achieved under circumstances that no longer apply. The fund name and charges changed on 24 March 2014.

Please note that the fund's objective, policy and benchmarks were changed on 10 May 2021. The past performance in the above table is based on the fund's objective, policy and benchmarks (Target benchmark: 3 month GBP LIBOR. Comparator benchmark: Investment Association Strategic Bond sector average) in place prior to this date. Going forward, this table will show past performance from this date based on the objective, policy and benchmarks (Target benchmark: ICE BofA Sterling 3 Month Government Bill Index. Comparator benchmark: Investment Association Strategic Bond sector average).

■ Z Accumulation GBP (GB00BJZ2ZC09)  
■ ICE BofA Sterling 3 Month Government Bill Index  
■ Investment Association Strategic Bond sector average  
■ 3 month GBP LIBOR

## Practical information

**Depository:** J. P. Morgan Europe Ltd.

**Further information:** You can get further information about this fund, including the prospectus, latest annual report, any subsequent half-yearly reports and the latest price of units from [www.schroders.com/ukinvestor](http://www.schroders.com/ukinvestor) and from Schroders, PO Box 1402, Sunderland, SR43 4AF, England, telephone 0800 182 2399. They are in English, free of charge.

**Tax legislation:** The fund is subject to UK tax legislation which may have an impact on your personal tax position.

**Liability:** Schroder Unit Trusts Ltd may be held liable solely on the basis of any statement contained in this document that is misleading, inaccurate or inconsistent with the relevant parts of the fund's prospectus.

**Umbrella fund:** This fund is a sub-fund of an umbrella fund, the name of which is at the top of this document. The prospectus and periodic reports are prepared for the entire umbrella fund. To protect investors, the assets and liabilities of each sub-fund are segregated by law from those of other sub-funds.

**Switches:** Subject to conditions, you may apply to switch your investment into another share class within this fund or in another Schroder fund. Please see the prospectus for more details.

**Remuneration policy:** A summary of Schroders' remuneration policy and related disclosures is at [www.schroders.com/remuneration-disclosures](http://www.schroders.com/remuneration-disclosures). A paper copy is available free of charge upon request.

The policy includes a description of how remuneration and benefits are calculated & the identities of persons responsible for awarding the remuneration and benefits.

**Benchmark:** The target benchmark has been selected because the target return of the Fund is to deliver or exceed the return of that benchmark as stated in the investment objective. The comparator benchmarks have been selected because the Investment Adviser and the ACD believe that this benchmark is a suitable comparison for performance purposes given the Fund's investment objective and policy.

**Glossary:** You can find an explanation of some of the terms used in this document at [www.schroders.com/ukinvestor/glossary](http://www.schroders.com/ukinvestor/glossary).

# Key Investor Information

This document provides you with the key investor information about this Fund. It is not marketing material. The information is required by law to help you understand the nature and the risks of investing in this Fund. You are advised to read it so you can make an informed decision about whether to invest.

## WS Macquarie Global Infrastructure Securities Fund (the "Fund"), B Accumulation Shares, a fund within WS Macquarie Investment Funds (the "Company") (ISIN: GB00B1W2BX03)

Waystone Management (UK) Limited is the Authorised Corporate Director of the Fund

### Objective and investment policy

#### Objective

To achieve a total return (the combination of income and capital growth), after all costs and charges have been taken, over any five year period.

There is no guarantee that the objective will be met over any time period and you may get back less than you invest.

#### Investment Policy

To invest at least 80% of the Fund worldwide (including emerging markets, which are countries whose economies are progressing towards becoming advanced) in the shares of infrastructure companies (companies which own and operate physical infrastructure assets such as toll roads, airports, railways, electric and gas transmission and distribution, water and sewage).

The Fund may also invest up to 20% in infrastructure companies, money market instruments (which are short term loans that pay interest) and cash.

Investments in collective investment schemes will be limited to 10%.

The investment manager seeks to invest in infrastructure companies that it considers operate infrastructure assets that provide essential services in support of communities and their respective economies and that in its view will produce superior growth over the long term taking into account a number of factors including strategic position, price structure, regulatory framework, cash flow stability and predictability.

#### Other features of the Fund:

- The Fund is actively managed. The Investment Manager uses its expertise to select investments for the Fund and has the discretion to invest without the need to adhere to a particular benchmark.
- The Fund will invest in infrastructure, money market instruments and cash both directly and by using, for example, other funds.
- The Fund can invest across different geographic regions without limitation.
- Derivatives (whose value is linked to that of another investment, e.g company shares, currencies) may be used to manage the risk profile of the Fund.
- In extraordinary market conditions which could result in significant loss, the Fund has the ability to invest 100% in lower risk assets such as cash.
- You can buy and sell shares in the Fund on each business day.
- Income from the fund will be added to the value of your investment.
- Recommendation: This Fund may not be appropriate for investors who plan to withdraw their money within 5 years.

### Risk and reward profile



- This indicator shows how much a fund has risen and fallen in the past, and therefore how much a fund's returns have varied. It is a measure of a fund's volatility. The higher a fund's past volatility, the higher the number on the scale and the greater the risk that investors in that fund may have made losses as well as gains. The lowest number on the scale does not mean that a fund is risk free.
- The Fund has been classed as 5 because its volatility has been measured as above average.
- This indicator is based on historical data and may not be a reliable indication of the future risk profile of this Fund.

- The risk and reward profile shown is not guaranteed to remain the same and may shift over time. The lowest number on the scale does not mean that a fund is risk free.
- Currency Risk: As the fund can be exposed to different currencies, changes in exchange rates may decrease the value of your investment.
- Counterparty Risk: The failure of a firm involved in a transaction with the fund or providing services to the fund may expose the fund to financial loss.
- Emerging Markets Risk: The Fund may invest in emerging markets, which are markets in countries that are developing. Emerging markets may have more political and economic risks than developed markets, resulting in price movements that may cause a loss to the Fund.
- Concentration Risk: The Fund is largely invested in companies which have exposure to infrastructure. This may mean the Fund is more sensitive to price swings than other funds.
- For more information about the fund's risks please see the Risk Factors section of the prospectus which is available at [www.waystone.com](http://www.waystone.com).

## Charges for this Fund

The charges you pay are used to pay the costs of running the fund. These charges reduce the potential growth of your investment.

One-off charges taken before or after you invest	
Entry Charge	None
Exit Charge	None
Charges taken from the Fund over the year	
Ongoing Charges	0.89%
Charges taken from the Fund under certain specific conditions	
Performance Fee	None

The ongoing charges figure is capped at 0.95%.

The actual ongoing charge figure is 0.89% based on expenses as at 07 November 2024. Where the ongoing charge falls below the cap the actual figure applies. This figure may vary from year to year.

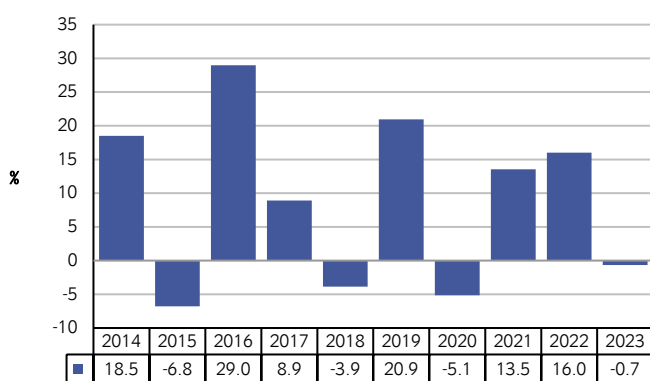
The ongoing charges are taken from the Income of the fund.

You may also be charged a dilution levy (an amount to cover dealing costs incurred by the Fund) on entry to or exit from the Fund.

For more information about charges, please see the Company's prospectus which is available at [www.waystone.com](http://www.waystone.com).

## Past performance

■ WS Macquarie Global Infrastructure Securities Fund



- Past performance is not a guide to future performance.
- The past performance in the chart shown opposite is net of tax and charges but excludes the entry charge that may be paid on the purchase of an investment.
- The fund was launched in June 2007.
- Past performance takes into account all charges and costs
- Past performance is calculated in GBP.

## Practical information

WS Macquarie Investment Funds	This key investor information document describes a fund within the Company. The prospectus and periodic reports are prepared for the entire company.
Documents	You can obtain further detailed information regarding the Fund and the Company's latest Value Assessment report, its Prospectus, latest annual reports and any subsequent half yearly reports free of charge from the Authorised Corporate Director by calling 0345 608 0948 or visiting <a href="http://www.waystone.com">www.waystone.com</a> and also by request in writing to Waystone Management (UK) Limited, PO Box 389, Darlington, DL1 9UF. Details of Waystone Management (UK) Limited remuneration policy (including a description of how remuneration and benefits are calculated and the composition of the remuneration committee) are available at <a href="http://www.waystone.com">www.waystone.com</a> or by requesting a paper copy free of charge (see above for contact details).
Prices of shares and further information	You can check the latest prices by calling 0345 608 0948 or by visiting our website <a href="http://www.waystone.com">www.waystone.com</a> .
Right to switch	Subject to any restrictions on the eligibility of investors for a particular share class, a shareholder in one fund may be able at any time to switch all or some of his shares in one fund for shares in another fund in the company. Please see the prospectus for full details.
Fund Segregation	The Company is an umbrella fund with segregated liability between funds. This means that the holdings of this fund are maintained separately under UK law from the holdings of other funds of the Company and your investment in this fund will not be affected by any claims against another fund of the Company.
Depository	The Bank of New York Mellon (International) Limited
Tax	UK tax legislation may have an impact on your personal tax position.
Liability	Waystone Management (UK) Limited may be held liable solely on the basis of any statement contained in this document that is misleading, inaccurate or inconsistent with the relevant parts of the prospectus for the Company.

This Fund is authorised in the United Kingdom and regulated by the Financial Conduct Authority (FCA). Waystone Management (UK) Limited is authorised in the United Kingdom and regulated by the FCA.

This key investor information is accurate as at 19/12/2024.