

## KEY INVESTOR INFORMATION

This document provides you with key investor information about this fund. It is not marketing material. The information is required by law to help you understand the nature and the risks of investing in this fund. You are advised to read it so you can make an informed decision about whether to invest.



# Aegon High Yield Bond Fund

a sub-fund of Aegon Asset Management UK ICVC

Sterling Class B - Income shares (ISIN: GB00B1N9DY51)

This fund is managed by Aegon Asset Management UK plc (the authorised corporate director ("ACD")).

## Objectives and investment policy

**Objective:** to provide a combination of income and capital growth over any 7 year period.

**Policy:** At least 80% of the Fund will be invested in a portfolio of high yield corporate bonds issued anywhere in the world and denominated in any currency.

*High yield corporate bonds* are considered by the investment manager to be bonds issued by companies whose credit rating is defined as Ba1 or below by Moody's or BB+ or below by Standard and Poor's or BB+ or below by Fitch or their respective successors or equivalents. High yield bonds also include non-rated instruments.

The Fund is actively managed and the ACD will seek to achieve diversification across individual issuers, geographies and sectors when constructing the portfolio.

To the extent that the Fund is not fully invested in high yield corporate bonds, the Fund may also invest in other transferable securities (including corporate debt and government and public securities denominated in any currency), collective investment schemes (up to 10% of Net Asset Value and which may include schemes managed by the ACD or its affiliates), money market instruments, deposits and cash and near cash. It is intended that investment in any other collective investment schemes will be predominately in approved money market

instruments.

Derivatives may be used for investment purposes, for example exposure to assets may be gained through the use of derivatives. Derivatives may also be used for efficient portfolio management (including hedging to reduce currency risk).

Non-Sterling exposure will typically be hedged back to Sterling to reduce currency risk but the Fund is permitted to take active non-Sterling exposure.

### Other information

You can buy, sell or exchange the Fund's shares on any business day (see 'Dealing Day' in the Prospectus Definitions for more information).

Income the Fund receives will be paid out every month.

The Fund is not managed in reference to any index or benchmark

It is expected that the Fund will be held as part of a diversified portfolio which may include other assets such as bonds, equities, property and cash.

## Risk and reward profile

1	2	3	4	5	6	7
Lower risk / potentially lower rewards				Higher risk / potentially higher rewards		

The risk/reward profile shows the risk of investing in the Fund, based on the rate at which its value has changed in the past. This Fund has the above risk/reward rating because bond prices can be affected by political or economic events, and also changes in exchange rates. Funds in category 4 have in the past shown moderate volatility. With a fund of category 4, you have a moderate risk of losing money but your chance for gains is also moderate.

The Fund's category is not guaranteed and may change over time. It is calculated using historical data, which may not be a reliable indication for the future. Category 1 does not mean 'risk free'.

The following risks which are not, or are not fully, reflected in the risk/reward profile are also relevant to the Fund:

**Credit:** An issuer of bonds may be unable to make payments due to the Fund (known as a default). The value of bonds may fall as default becomes more likely. Both default and expected default may cause the Fund's value to fall. High yield bonds generally offer higher returns because of their higher default risk and investment grade bonds generally offer lower returns because of their lower default risk.

**Liquidity:** The Fund's value may fall if bonds become more difficult to trade or value due to market conditions or a lack of supply and demand. This risk increases where the Fund invests in high yield bonds.

**Counterparty:** Investments such as derivatives are made using financial contracts with third parties. Those third parties may fail to meet their obligations to the Fund due to events beyond our control. The Fund's value could fall because of: (i) loss of monies owed by the counterparty; and/or (ii) the cost of replacement financial contracts.

**Other markets:** The Fund may invest in countries which have less developed political, economic and legal systems and which provide fewer investor protections. Difficulties in buying, selling, safekeeping or valuing investments in such countries may reduce the value of the Fund.

**Derivatives:** The value of derivatives depends on the performance of an underlying asset. Small changes in the price of that asset can cause larger changes in the value of the derivative. This increases potential gain but also potential loss.

**Fund charges:** The Fund charges its fees against capital, which will increase the amount of income available for distribution to Shareholders, but may constrain capital growth.

**Interest Rate Risk:** Bond values are affected by changes in interest rates. When interest rates rise, the value of the Fund is likely to fall.

Full details of risks are disclosed in the section 'Risk Factors' in the Prospectus.

## Charges

The charges you pay are used to pay the costs of running the Fund, including the costs of marketing and distributing it. These charges reduce the potential growth of your investment.

One-off charges taken before or after you invest	
Entry charge	0.00%
Exit charge	0.00%
This is the maximum that might be taken out of your money before it is invested / before the proceeds of your investment are paid out.	
Charges taken from the fund over a year	
Ongoing charges	0.59%
Charges taken from the fund under certain specific conditions	
Performance fee	None

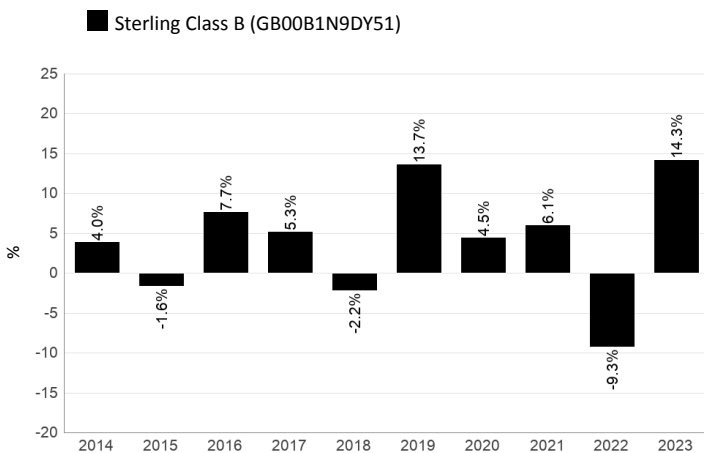
The entry and exit charges shown are the maximum figures, and in some cases you may pay less. You can find out specific charges which apply to your investment by contacting your financial adviser, distributor, or by contacting us using the details given in the Practical Information section.

The ongoing charge is based on expenses for the year to 31 December 2023. This figure may vary from year to year. It excludes any portfolio transaction costs (except in the case of an entry/exit charge paid by the Fund when buying and selling shares in another fund).

Switches or Conversion: 1st 4 in any calendar year are free, and subject to a charge of 1.5% on each transaction thereafter.

More detailed information on charges can be found in the 'Fees and Expenses' section of the Prospectus.

## Past performance



Source: Lipper

Past performance is not a guide to future performance.

Fund launch date: 22 March 2002

Share class launch date: 01 March 2007

Performance is calculated in GBP.

The past performance calculation does not take into account the entry and exit charges but does take into account the ongoing charge, as shown in the 'Charges' section.

Note: On 7th September 2020 the name of the Fund changed from Kames High Yield Bond Fund to Aegon High Yield Bond Fund.

Source: Lipper

## Practical information

Aegon Asset Management UK ICVC is a UK UCITS scheme structured as an umbrella company with various sub-funds, with segregated liability between sub-funds. This document describes one sub-fund of the UK UCITS; the Prospectus and the Report and Accounts are prepared for the entire UK UCITS.

You can exchange your holdings into another share class of the Fund, or another sub-fund of the UK UCITS, at any time. More detailed information on exchanging can be found in the 'Buying, Redeeming, Switching and Conversion of Shares' section of the Prospectus.

The assets and liabilities of the Fund are segregated by law. Accordingly, the assets of this Fund belong exclusively to it and may not be used to meet the liabilities of, or claims against, any other fund within the Aegon Asset Management UK ICVC. Any liability incurred on behalf of, or attributable to, the Fund shall be discharged solely out of the assets of the Fund.

The depositary is Citibank UK Ltd.

The prices of shares will be published daily on our website ([www.aegonam.com](http://www.aegonam.com)).

Further information about the Fund and copies of the Prospectus and the latest Annual and Semi-Annual Report and Accounts can be obtained, free of charge, on our website ([www.aegonam.com](http://www.aegonam.com)). These documents are available in English.

You should be aware that tax legislation in the UK (where the Fund is authorised) may have an impact on your personal tax position.

Aegon Asset Management UK plc may be held liable solely on the basis of any statement contained in this document that is misleading, inaccurate or inconsistent with the relevant parts of the Prospectus.

Details of the up to date remuneration policy of Aegon Asset Management UK plc ("the Company"), including but not limited to a description of how remuneration and benefits are calculated and the identity of persons responsible for awarding the remuneration and benefits, are available at [www.aegonam.com](http://www.aegonam.com). A paper copy will be available free of charge upon request at the registered office of the Company.

## Key Investor Information

This document provides you with key investor information about this Fund. It is not marketing material. The information is required by law to help you understand the nature and the risks of investing in this Fund. You are advised to read it so you can make an informed decision about whether to invest.



**BNY MELLON**  
INVESTMENT MANAGEMENT

# BNY Mellon Global Infrastructure Income Fund

**INSTITUTIONAL SHARES W (INCOME) (ISIN: GB00BDR8GG51)**

a sub-fund of BNY Mellon Investment Funds. This Fund is managed by BNY Mellon Fund Managers Limited

## Objectives and Investment Policy

### OBJECTIVE

To achieve income and capital growth over the long term (5 years or more).

### POLICY

#### The Fund will:

- invest anywhere in the world;
- invest at least 80% of its assets in a concentrated portfolio of equities (company shares), equity-related securities and listed real estate investment trusts ("REIT"s) of companies located worldwide that are engaged in infrastructure and related operations; and
- invest at least 51% of the portfolio in higher yielding companies in order to provide income in the form of dividends to the Fund.

#### The Fund may:

- invest up to 25% of the portfolio in emerging markets (excluding Russia);
- invest in non-traditional infrastructure sectors such as telecoms, senior housing, health care and real estate industries;
- use derivatives (financial instruments whose value is derived from other assets) with the aim of risk or cost reduction or to generate additional capital or income; and
- invest up to 10% in other collective investment schemes.

**Benchmark:** The Fund will measure its performance against the S&P Global Infrastructure NR Index as a comparator benchmark (the "Benchmark"). The Fund will use the Benchmark as an appropriate comparator because it represents a traditional equity infrastructure universe of companies.

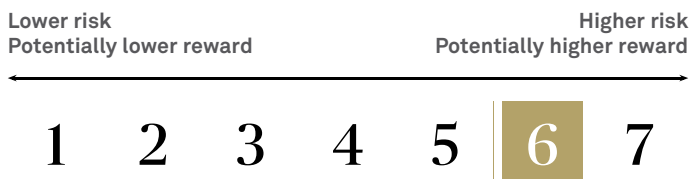
The Fund is actively managed, which means the Investment Manager has discretion over the selection of investments subject to the investment objective and policies disclosed in the Prospectus. The portfolio holdings of the Fund will not be limited to components of the Benchmark and the Investment Manager will use its discretion to invest outside the Benchmark in pursuit of the Fund's investment objective.

### OTHER INFORMATION

**Treatment of income:** income generated will be paid to shareholders quarterly on or before 28 February, 31 May, 31 August and 30 November. The value of your investment will decrease once the income is paid to you.

**Dealing:** you can buy and sell your shares in the Fund between 9:00 and 17:00 (UK time) on each business day in England and Wales. Instructions received before 12:00 will receive the price quoted on that day. The minimum initial investment for this share class is GBP 500,000.

## Risk and Reward Profile



We have calculated the risk and reward indicator, as shown above. It is based on the rate at which the value of the Fund has moved up and down in the past (i.e. volatility). It is not a guide to the future risk and reward rating of the Fund. The rating shown is not a target or guarantee and may shift over time. Even the lowest rating of 1 does not mean a risk-free investment.

This Fund is rated 6 because its historical value has shown relatively high volatility. With a Fund rating of 6, you have a relatively high risk of losing money but your chance for gains is also relatively high.

### THE FOLLOWING RISKS MAY NOT BE FULLY CAPTURED BY THE RISK AND REWARD INDICATOR:

**Objective/Performance Risk:** There is no guarantee that the Fund will achieve its objectives.

**Currency Risk:** This Fund invests in international markets which means it is exposed to changes in currency rates which could affect the value of the Fund.

**Derivatives Risk:** Derivatives are highly sensitive to changes in the value of the asset from which their value is derived. A small movement in the value of the underlying asset can cause a large movement in the value of the derivative. This can increase the sizes of losses and gains,

causing the value of your investment to fluctuate. When using derivatives, the Fund can lose significantly more than the amount it has invested in derivatives.

**Emerging Markets Risk:** Emerging Markets have additional risks due to less-developed market practices.

**Concentration Risk:** A fall in the value of a single investment may have a significant impact on the value of the Fund because it typically invests in a limited number of investments.

**Charges to Capital:** The Fund takes its charges from the capital of the Fund. Investors should be aware that this has the effect of lowering the capital value of your investment and limiting the potential for future capital growth. On redemption, you may not receive back the full amount you initially invested.

**Real Estate Investment Trust (REITs) Risk:** The Fund is subject to risks associated with investing in real estate which may include but is not limited to liquidity constraints arising from difficulties with the disposal of the underlying properties, fluctuations in the value of underlying properties, defaults by borrowers or tenants, market saturation, changes in general and local economic conditions, decreases in market rates for rents, increases in competition, property taxes, capital expenditures or operating expenses and other economic, political or regulatory occurrences affecting companies in the real estate industry.

**Counterparty Risk:** The insolvency of any institutions providing services such as custody of assets or acting as a counterparty to derivatives or other contractual arrangements, may expose the Fund to financial loss.

**Investment in Infrastructure Companies Risk:** The value of investments in Infrastructure Companies may be negatively impacted by changes in the regulatory, economic or political environment in which they operate.

**High Yield companies risk:** Companies with high-dividend rates are at a greater risk of not being able to meet these payments and are more sensitive to interest rate risk.

A complete description of risk factors is set out in the Prospectus in the section entitled "Risk Factors".

## Charges

The charges cover the costs of running the Fund, including the costs of marketing and selling. These charges reduce the potential growth of your investment.

### ONE-OFF CHARGES TAKEN BEFORE OR AFTER YOU INVEST

Entry charge	<b>0.00%</b>
Exit charge	<b>None</b>

*This is the maximum that might be taken out of your money before it is invested and before the proceeds of your investment are paid out.*

### CHARGES TAKEN FROM THE FUND OVER A YEAR

Ongoing charges	<b>0.81%</b>
-----------------	--------------

### CHARGES TAKEN FROM THE FUND UNDER CERTAIN SPECIFIC CONDITIONS

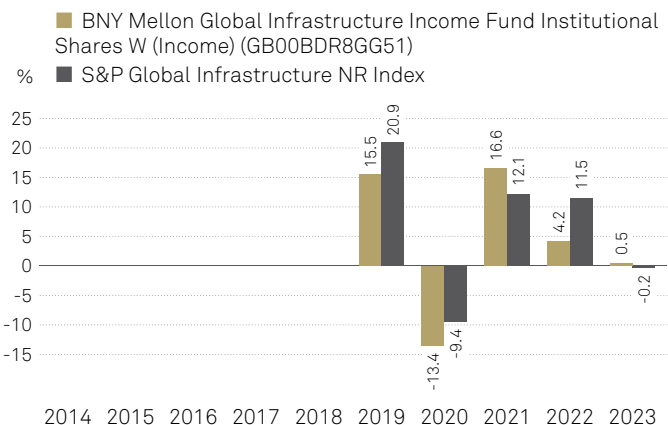
Performance fee	<b>None</b>
-----------------	-------------

The ongoing charge is based on expenses calculated on 30 June 2024. This may vary from year to year. It excludes performance fees and portfolio transaction costs, except in the case of an entry/exit charge paid when buying or selling units in another investment fund.

Currently BNY Mellon Fund Managers Limited is temporarily partially absorbing (capping) some of the expenses incurred by the Fund which is reflected in the ongoing charge figure stated here. There is no guarantee that BNY Mellon Fund Managers Limited will continue to cap the Fund's expenses and therefore the Fund's ongoing charge could increase significantly.

More information about charges is available in the "Fees and Expenses" section of the Prospectus.

## Past Performance



The chart includes all charges except entry charges.

Fund launch date - 7 August 2018.

Share class launch date - 7 August 2018.

Performance of this share class is shown in GBP.

Performance of the Benchmark is shown in GBP.

Past performance is not a guide to future performance.

The chart shows the Fund's performance for each full calendar year against the Benchmark.

## Practical Information

**Legal Status:** The Fund is a sub-fund (part) of BNY Mellon Investment Funds ("BNY MIF"), an umbrella structure comprising different sub-funds. The assets of the Fund belong exclusively to that sub-fund and may not be used to discharge the liabilities of or claims against any other person or body, including BNY MIF or any other sub-fund within the umbrella.

**Documents:** Copies of the Prospectus, annual and semi-annual reports which are prepared for the umbrella may be obtained free of charge from [www.bnymellonim.com](http://www.bnymellonim.com) or from BNY Mellon Investment Management EMEA Limited, BNY Mellon Centre, 160 Queen Victoria Street, London EC4V 4LA. These documents are available in English.

**Share price:** The latest share price and other information, including how to buy or sell shares, are available from the website and address given above. Other share classes are offered by the Fund as set out in the Prospectus.

**Switching:** Investors may switch shares in the Fund for shares in other sub-funds of BNY MIF provided they satisfy the criteria applicable to investment in other sub-funds. Further information on switching is contained in the "Switching" section of the Prospectus.

**Liability statement:** BNY Mellon Fund Managers Limited may be held liable solely on the basis of any statement contained in this document that is misleading, inaccurate or inconsistent with the relevant parts of the Prospectus for the Fund.

**Depository:** NatWest Trustee and Depository Services Limited.

**Tax:** The tax legislation of the Fund's domicile may have an impact on your personal tax position. For further details, please speak to an adviser.

**Remuneration Policy:** Details of the up-to-date remuneration policy of BNY Mellon Fund Managers Limited including, but not limited to, a description of how remuneration and benefits are calculated and the identity of persons responsible for awarding the remuneration and benefits are available on [www.bnymellonim.com](http://www.bnymellonim.com). A paper copy will be made available free of charge upon request.

**Index Providers:** Further information about the index providers is set out under 'Benchmark Provider Disclaimers' in the Prospectus.

# KEY INVESTOR INFORMATION

This document provides you with key investor information about this fund. It is not marketing material. The information is required by law to help you understand the nature and the risks of investing in this fund. You are advised to read it so you can make an informed decision about whether to invest.

## CT MONTHLY EXTRA INCOME FUND (THE "FUND")

Class Z Income Shares (GBP) GB00B8BZ3226, a sub-fund of Columbia Threadneedle Investment Funds (UK) ICVC (the "Company"), regulated by the FCA.

This sub-fund is managed by Threadneedle Investment Services Limited (the "Management Company") (part of the Columbia and Threadneedle group of companies).

### Objectives and Investment Policy

- The Fund aims to provide a monthly income with prospects for investment growth over the long term. It looks to provide an income yield higher than the FTSE All-Share Index over rolling 3-year periods, after the deduction of charges.
- The Fund is actively managed, and invests in a combination of company shares and bonds; typically, between 70-80% in UK company shares and 20%-30% in bonds. The Fund considers UK companies to mean companies listed on the London Stock Exchange; predominantly those domiciled in the UK, or which have significant UK business operations.
- The Fund selects companies that exhibit above average income generation potential, as well as those considered to offer opportunities more by way of share price or dividend growth. These companies may be chosen from any industry or economic sector, and whilst there is no restriction on size, investment tends to focus on the larger companies included in the FTSE All-Share Index. The bonds selected are usually investment grade corporate bonds, but may also include government bonds. These bonds are denominated in sterling (or hedged back to sterling, if a different currency).
- The FTSE All-Share Index is regarded as an appropriate performance measure of the UK stock market, with over 600 companies currently included. The income yield of this index provides a suitable target benchmark against which the level of income generated by the Fund will be measured and evaluated over time.
- The Fund may also invest in other assets such as cash and deposits, and hold other funds (including funds managed by Columbia Threadneedle companies) when deemed appropriate.
- The Fund is not permitted to invest in derivatives for investment purposes, but derivatives may be used with the aim of reducing risk or managing the Fund more efficiently. Derivatives are sophisticated investment instruments linked to the rise and fall of the price of other assets.
- Any income the Fund generates will be paid to you, unless you have chosen to have it reinvested.
- You can buy or sell shares in the Fund on any day that is a business day in London. You can find more detail on the investment objective and policy of the Fund in the Prospectus. For more information on investment terms used in this document, please see the Glossary available at [columbiathreadneedle.com](http://columbiathreadneedle.com).

### Risk and Reward Profile

The Risk and Reward Indicator table demonstrates where the Fund ranks in terms of its potential risk and reward. The higher the rank the greater the potential reward but the greater the risk of losing money. It is based on past data, may change over time and may not be a reliable indication of the future risk profile of the Fund. The shaded area in the table below shows the Fund's ranking on the Risk and Reward Indicator.

Lower Risk,  
Typically lower rewards

Higher Risk,  
Typically higher rewards



- The Fund is rated 5 based on the Fund's risk limit which indicates that it may show a medium to high level of volatility (how much the value of the Fund goes up and down).
- The lowest category does not mean a risk-free investment.
- The value of investments can fall as well as rise and investors might not get back the sum originally invested.
- Where investments are in assets that are denominated in multiple currencies, or currencies other than your own, changes in exchange rates may affect the value of the investments.
- The Fund invests in securities whose value would be significantly affected if the issuer refused, was unable to or was perceived to be unable to pay.
- The Fund holds assets which could prove difficult to sell. The Fund may have to lower the selling price, sell other investments or forego more appealing investment opportunities.
- Changes in interest rates are likely to affect the Fund's value. In general, as interest rates rise, the price of a fixed rate bond will fall, and vice versa.
- The Fund may invest in derivatives (complex instruments linked to the rise and fall of the value of other assets) with the aim of reducing risk or minimising the cost of transactions. Such derivative transactions may benefit or negatively affect the performance of the Fund. The Manager does not intend that such use of derivatives will affect the overall risk profile of the Fund.
- The risks currently identified as applying to the Fund are set out in the "Risk Factors" section of the Prospectus.

## Charges

The charges you pay are used to pay the costs of running the Fund, including the costs of marketing and distributing it. These charges reduce the potential growth of your investment.

### One-off charges taken before or after you invest

Entry Charge:	3.00%
Exit Charge:	0.00%

These are the maximum charges that we might take out of your money before it is invested. In some cases, you might pay less and you should speak to your financial adviser about this.

### Charges taken from the fund over a year

Ongoing Charges:	0.74%
------------------	-------

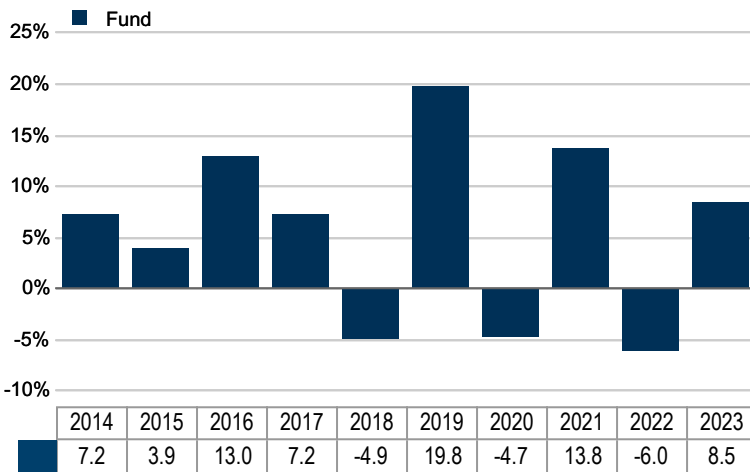
### Charges taken from the fund under specific conditions

Performance Fee:	NONE
------------------	------

The ongoing charges figure is based on expenses for the year ending 07/03/23. This figure may vary from year to year. It excludes the costs of buying or selling assets for the Fund (unless these assets are shares of another fund).

For more information about charges please see the Fund's prospectus.

## Past Performance



Source: Morningstar

Past performance is not a guide to future performance.

Fund launch date: 04/10/1999

Share/unit class launch date: 15/10/2012

Performance is calculated in GBP.

All charges and fees, except any entry, exit and switching charge, have been included within the performance.

This chart shows how much the Fund increased or decreased in value as a percentage each year.

## Practical Information

- Depositary: Citibank UK Limited.
- You can obtain further information regarding the Fund, the Company, its Prospectus (in English only), latest annual reports and any subsequent half-yearly reports (in English only) free of charge from the Management Company. You can obtain other practical information, including current share prices, at [columbiathreadneedle.com](http://columbiathreadneedle.com).
- Details of the remuneration policy, including a description of how remuneration and benefits are calculated and the persons responsible for awarding them (including the composition of the remuneration committee), are available at [columbiathreadneedle.com](http://columbiathreadneedle.com). A paper copy is available free of charge upon request.
- The tax legislation of the United Kingdom may have an impact on your personal tax position.
- Threadneedle Investment Services Limited may be held liable solely on the basis of any statement contained in this document that is misleading, inaccurate or inconsistent with the relevant parts of the Prospectus for the UK-UCITS.
- This document describes a single fund of the Company. The Prospectus and reports are prepared for the entire Company.
- The assets of the Fund are segregated by law and cannot be used to pay the liabilities of other funds of the Company.
- You may exchange your shares for shares of other funds of the Company, if available. Details can be found in the section of the Prospectus with the heading "Switching/Converting". This share class is representing other classes of the Fund, details of which can be found in the Prospectus or at [columbiathreadneedle.com](http://columbiathreadneedle.com).

# Key Investor Information

This document provides you with key investor information about this Fund. It is not marketing material. The information is required by law to help you understand the nature and the risks of investing in this Fund. You are advised to read it so you can make an informed decision about whether to invest.



## Jupiter Asian Income Fund I-Class

I-Class Income Units Units, ISIN: GB00BZ2YMT70

The Manager is Jupiter Unit Trust Managers Limited.

### Objectives and investment policy

#### Objective

The Fund objective is to provide income together with the prospect of capital growth to achieve a return, net of fees, higher than that provided by the FTSE AW Asia Pacific ex-Japan Index over the long term (at least five years). The Fund aims to provide a level of income at least 20% higher than provided by the FTSE AW Asia Pacific Ex Japan Index.

#### Policy

At least 70% of the Fund is invested in shares of companies based in the Asia Pacific region (excluding Japan but including Australia and New Zealand).

Up to 30% of the Fund may be invested in other transferable securities (including shares of companies based anywhere in the world), open-ended funds (including funds managed by Jupiter and its associates), cash, near cash, money market instruments and deposits.

The Fund may use derivatives (i.e. financial contracts whose value is linked to the expected price movements of an underlying investment) with the aim of reducing the overall costs and/or risks of the Fund.

#### Strategy

The fund manager blends macroeconomic views with fundamental security-specific company analysis to construct a portfolio which gives investors broad exposure to the Asia-Pacific region, ex-Japan. The fund manager is not constrained by any geographical or sector limits. The fund manager will apply a disciplined process to identify shares of companies which are well-managed, have strong balance sheets and have the ability and willingness to pay sustainable and/or growing dividends over time. The Fund will tend to invest in a carefully selected number of companies where the manager has the highest conviction.

#### Benchmarks

Target benchmark - FTSE AW Asia Pacific ex-Japan Index

The FTSE AW Asia Pacific ex-Japan Index is an industry standard index and is one of the leading representations of the Asia Pacific ex-Japan region stock markets. It is easily accessible and provides a fair reflection of the Fund Manager's investment universe and a good relative measure to assess performance outcomes.

Comparator benchmark - IA Asia Pacific Ex Japan Sector

Many funds sold in the UK are grouped into sectors by the Investment Association (the trade body that represents UK investment managers), to help investors to compare funds with broadly similar characteristics. This Fund is classified in the IA Asia Pacific Ex Japan Sector.

#### Active Management

The Fund is actively managed. This means the fund manager is taking investment decisions with the intention of achieving the Fund's investment objective; this may include decisions regarding asset selection, regional allocation, sector views and overall level of exposure to the market. The fund manager is not in any way constrained by a benchmark in their portfolio positioning, and will not hold all, or indeed may not any, of the benchmark constituents.

#### Recommendation

This fund may not be suitable for investors who plan to withdraw their capital within 5 years.

Any income arising in relation to this unit class will be distributed to investors on a regular basis.

Investors are able to buy and sell units during any business day between 9am and 5.30pm. If you tell us to buy or sell units before 12pm on any business day we will make the transaction on the same day. If you tell us to buy or sell units after 12pm we will make the transaction on the following business day.

### Risk and reward profile

The Risk and Reward Indicator table demonstrates where the Fund ranks in terms of its potential risk and reward. The higher the rank the greater the potential reward but the greater the risk of losing money. It is based on past data, may change over time and may not be a reliable indication of the future risk profile of the Fund. The shaded area in the table below shows the Fund's ranking on the Risk and Reward Indicator.

Typically lower rewards, lower risk ← → Typically higher rewards, higher risk

1	2	3	4	5	6	7
---	---	---	---	---	---	---

- The lowest category does not mean 'no risk'.
- The Fund is in this category due to the nature of its investments and previous levels of volatility (how much the value of the Fund rises and falls).
- **Currency (FX) Risk** - The Fund can be exposed to different currencies and movements in foreign exchange rates can cause the value of investments to fall as well as rise.
- **Pricing Risk** - Price movements in financial assets mean the value of assets can fall as well as rise, with this risk typically amplified in more volatile market conditions.
- **Market Concentration Risk (Geographical Region/Country)** - Investing in a particular country or geographic region can cause the value of this investment to rise or fall more relative to investments whose focus is spread more globally in nature.

- **Market Concentration Risk (Number of holdings)** - The Fund holds a relatively small number of stocks and may therefore be more exposed to under-performance of a particular company or group of companies compared to a portfolio that invests in a greater number of stocks.
- **Derivative risk** - the Fund may use derivatives to reduce costs and/or the overall risk of the Fund (this is also known as Efficient Portfolio Management or "EPM"). Derivatives involve a level of risk, however, for EPM they should not increase the overall riskiness of the Fund.
- **Emerging Markets Risk** - Emerging markets are potentially associated with higher levels of political risk and lower levels of legal protection relative to developed markets. These attributes may negatively impact asset prices.
- **Liquidity Risk (general)** - During difficult market conditions there may not be enough investors to buy and sell certain investments. This may have an impact on the value of the Fund.
- **Counterparty Risk** - the risk of losses due to the default of a counterparty e.g. on a derivatives contract or a custodian that is safeguarding the Fund's assets.
- **Charges from capital** - All of the Fund's charges are taken from capital. Should there not be sufficient capital growth in the Fund this may cause capital erosion.
- **Stock Connect Risk** - Stock Connect is governed by regulations which are subject to change. Trading limitations and restrictions on foreign ownership may constrain the Fund's ability to pursue its investment strategy.
- For a more detailed explanation of risk factors, please refer to the "Risk Factors" section of the Scheme Particulars.

## Charges

### One-off charges taken before or after you invest

Entry charge	None
Exit charge	None

This is the maximum that might be taken out of your money before it is invested and before the proceeds of your investment are paid out. In some cases, you might pay less and you can find out the actual entry and exit charges from your financial adviser or distributor.

### Charges taken from the Fund over a year

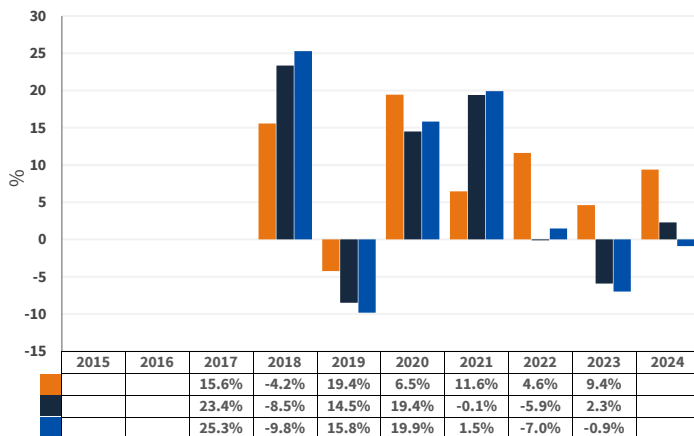
Ongoing charges	1.01%
-----------------	-------

### Charges taken from the Fund under specific conditions

Performance fee	None
-----------------	------

- The charges you pay are used to pay the costs of running the Fund, including the costs of marketing and distributing it. These charges reduce the potential growth of your investment.
- The ongoing charges figure is based on the fixed annual charge as detailed in the Scheme Particulars. With effect from 23/02/24 the fixed annual charge may be subject to a discount based on the value of the Fund's scheme property. The current discount rate, if applicable, can be found at [www.jupiteram.com/tiered-pricing](http://www.jupiteram.com/tiered-pricing). Where the Fund invests in other underlying funds, which may include closed-ended funds such as investment trusts, the ongoing charges figure will include the ongoing charges for those funds, and will therefore vary from year to year. The ongoing charges figure excludes portfolio transaction costs, except in the case of an entry/ exit charge paid by the Fund when buying or selling shares in another collective investment undertaking.
- Further information about charges is available in sections 18 and 19 of the Scheme Particulars which are available from Jupiter on request.

## Past performance



Source: Jupiter/Factset SPAR 2023

- Fund
- Target Benchmark
- Comparator Benchmark

- Past performance is not a guide to future performance.
- Fund launch date: 02/03/2016
- Share/unit class launch date: 02/03/2016
- Performance is calculated in GBP.
- The past performance shown in the chart includes all charges except any entry and exit charges.
- Target Benchmark - FTSE AW Asia Pacific ex-Japan
- Comparator Benchmark - IA Asia Pacific Excluding Japan

## Practical information

- The Trustee and Depositary of the Fund is Northern Trust Investor Services Limited ("NTISL"). NTISL has delegated custody services to The Northern Trust Company, London Branch.
- Further information can be found by requesting the Scheme Particulars or annual and half-yearly report and accounts which are available from Jupiter on request by contacting our Customer Services Team on 0800 561 4000. These documents are available in English and are free of charge.
- Jupiter operates a Group-wide remuneration policy, overseen by an independent Remuneration Committee. Details of this policy, including an overview of remuneration elements and associated governance processes, are set out on our website <https://www.jupiteram.com/remuneration-policy/>. A paper copy of these Remuneration Disclosures is available free of charge, upon request.
- Unit prices can be found by visiting the Jupiter website, [www.jupiteram.com](http://www.jupiteram.com).
- Tax law may have an impact on your own tax position. We advise you to take tax advice where necessary.
- Jupiter Unit Trust Managers Limited may be held liable solely on the basis of any statement contained in this document that is misleading, inaccurate or inconsistent with the relevant parts of the Scheme Particulars of the Fund.
- Other unit classes are available. Further information is available from Jupiter on request.

# Key Investor Information

This document provides you with key investor information about this Fund. It is not marketing material. The information is required by law to help you understand the nature and the risks of investing in this Fund. You are advised to read it so you can make an informed decision about whether to invest.

## M&G Emerging Markets Bond Fund

a sub-fund of M&G Investment Funds (3)

Sterling Class I – Income shares ISIN no. GB00B4TL2D89

Managed by M&G Securities Limited

### Objective and investment policy

**Objective:** The Fund aims to provide a combination of capital growth and income that is higher than the global emerging markets bond market over any three-year period, while applying ESG Criteria.

**Core investment:** at least 80% of the Fund is invested, typically directly, in bonds issued by the governments, government-related institutions and companies that are based, or do most of their business in emerging markets. These bonds can be denominated in any currency. The Fund invests in bonds of any credit quality and may invest up to 100% in lower quality bonds. The Fund may invest in Chinese bonds denominated in renminbi. The Fund invests in securities that meet the ESG Criteria, applying an Exclusionary Approach as described in the precontractual annex.

**Other investments:** the Fund may invest in asset-backed securities (up to 10%), contingent convertible debt securities (up to 10%), other funds, and up to 20% in cash (meaning eligible deposits) and assets that can be turned quickly into cash.

**Derivatives usage:** for investment purposes and to reduce risk and cost.

#### Strategy in brief:

• Investment approach: the investment manager selects investments based on an assessment of global, regional, and country-specific macroeconomic factors, followed by in-depth analysis of individual bond issuers. The Fund is diversified by investing in a range of bonds across different emerging markets, globally.

• Investment manager's ESG classification: Planet+ / ESG Enhanced, as defined in the Fund's Prospectus.

**Benchmark:** a composite index comprising:

- 1/3 JPM EMBI Global Diversified Index
- 1/3 JPM CEMBI Broad Diversified Index
- 1/3 JPM GBI-EM Global Diversified Index

The benchmark is a comparator against which the Fund's performance can be measured. The composite index has been chosen as the Fund's benchmark as it best reflects the scope of the Fund's investment policy. The benchmark does not constrain the Fund's portfolio construction. The Fund is actively managed. The investment manager has freedom in choosing which assets to buy, hold and sell in the fund. The Fund's holdings may deviate significantly from the benchmark's constituents. For unhedged and currency hedged share classes, the benchmark is shown in the share class currency.

**Additional information can be found on the M&G website, including:**

- a [glossary](#) providing an explanation of some terms used in this document.
- the Prospectus including the fund's objective and investment policy.

#### Other information

The fund may invest more than 35% in securities issued or guaranteed by a member state of the European Economic Area or other countries listed in the fund's Prospectus. This investment may be combined with the use of derivatives in pursuit of the fund's investment objective.


You can buy and sell shares in the fund on any business day. Instructions received before 12 noon will be dealt at that day's price.

Any income from the fund may be paid out to you semi-annually.

In addition to the charges set out in the charges section, the fund will incur portfolio transaction costs which are paid from the assets of the fund. These can be higher when investing outside Europe.

**Recommendation:** This fund may not be appropriate for investors who plan to withdraw their money within 3 years.

### Risk and reward profile



■ The above risk and reward indicator is based on historical data and may not be a reliable indication of the future risk profile of this share class. This Share Class is categorised in risk class 4 because its Net Asset Value has shown medium rises and falls in value historically.

- The risk number shown is not guaranteed and may change over time.
- The lowest risk number does not mean risk free.

#### The main risks that could affect performance are set out below:

- The value and income from the fund's assets will go down as well as up. This will cause the value of your investment to fall as well as rise. There is no guarantee that the fund will achieve its objective and you may get back less than you originally invested.
- Investing in emerging markets involves a greater risk of loss due to greater political, tax, economic, foreign exchange, liquidity and regulatory risks, among other factors. There may be difficulties in buying, selling, safekeeping or valuing investments in such countries.
- Investments in bonds are affected by interest rates, inflation and credit ratings. It is possible that bond issuers will not pay interest or return the capital. All of these events can reduce the value of bonds held by the fund.
- The fund can be exposed to different currencies. Movements in currency exchange rates may adversely affect the value of your investment.
- The fund may use derivatives to profit from an expected rise or fall in the value of an asset. Should the asset's value vary in an unexpected way, the fund will incur a loss. The fund's use of derivatives may be extensive and exceed the value of its assets (leverage). This has the effect of magnifying the size of losses and gains, resulting in greater fluctuations in the value of the fund.
- In exceptional circumstances where assets cannot be fairly valued, or have to be sold at a large discount to raise cash, we may temporarily suspend the fund in the best interest of all investors.
- The fund could lose money if a counterparty with which it does business becomes unwilling or unable to repay money owed to the fund.
- Operational risks arising from a failure or delay in operational processes and systems, or the failure of a third party provider may affect the value of your investments. Where this results in compensation needing to be paid, this may be paid some time after the original loss is experienced.

Further details of the risks that apply to the fund can be found in the fund's Prospectus at [www.mandg.co.uk/literature](http://www.mandg.co.uk/literature)

## Charges

The charges shown in the table are used to pay the costs of running the fund, including the costs of marketing and distributing it. These charges reduce the potential growth of your investment.

One-off charges taken before or after you invest	
Entry charge	0.00%
Exit charge	0.00%
This is the maximum that might be taken out of your money before it is invested or before the proceeds of your investment are paid out.	
Charges taken from the fund over a year	
Ongoing charge	0.68%
Charges taken from the fund under certain specific conditions	
Performance fee	None

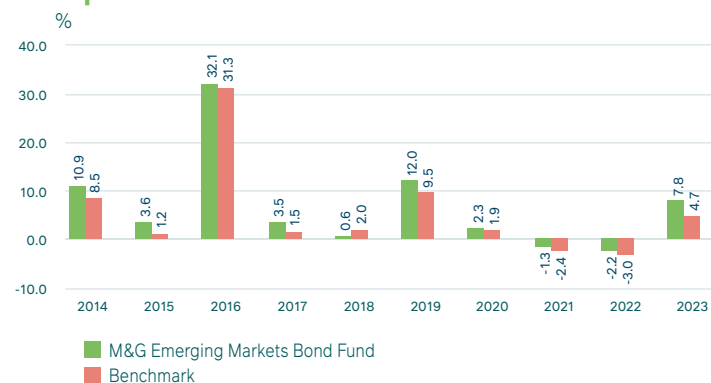
The entry and exit charges shown are the maximum figures and, in some cases, you may pay less. You can find out the exact charges which apply to your investment by contacting your financial adviser or distributor or, if you have invested directly with us, you can contact us using the details given in the practical information section.

The ongoing charge is based on expenses for the period/year ending 31 December 2023. This figure may change from year to year. It excludes portfolio transaction costs. This figure includes extraordinary expenses and underlying charges for closed-ended-funds, such as investment trusts and Real Estate investment trusts.

For Income shares, the ongoing charge is taken from investments held in the fund's portfolio and not from the income these investments produce. The deduction of this charge will reduce the potential growth of your investment.

**For more information on charges, please see the relevant sections of the Prospectus at [www.mandg.co.uk/literature](http://www.mandg.co.uk/literature)**

## Past performance



- Past performance is not a guide to future performance.
- Performance calculation excludes UK taxes from 01 January 2017. It does not take into account the entry and exit charges but does take into account the ongoing charge, as shown in the charges section.
- The fund launched on 15 October 1999 and the Sterling Class I Income share class launched on 19 April 2012.
- Performance is calculated using Sterling Class I Income shares.
- Benchmark performance has been calculated in GBP.

### Benchmark:

12 February 2013 to 31 December 2023 - 1/3 JPM EMBI Global Diversified Index, 1/3 JPM CEMBI Broad Diversified Index, 1/3 JPM GBI-EM Global Diversified Index

## Practical information

The depositary is NatWest Trustee and Depositary Services Limited.

For more information about this fund, please visit [www.mandg.co.uk/literature](http://www.mandg.co.uk/literature) where you will find a copy of the Prospectus, Instrument of Incorporation and the latest annual or interim Investment Report and Financial Statements. These documents are in English and are available free of charge. Our website also provides other information such as share prices.

UK tax laws apply to the fund, and this may affect your personal tax position. Please speak to an adviser for more information.

M&G Securities Limited may be held liable solely on the basis of any statement contained in this document that is misleading, inaccurate or inconsistent with the relevant parts of the Prospectus for the fund.

The fund is a sub-fund of M&G Investment Funds (3), an umbrella Open Ended Investment Company (OEIC). The Prospectus, and annual or interim Investment Report and Financial Statements contain information about all of the sub-funds in M&G Investment Funds (3).

The assets of each sub-fund within the umbrella OEIC are segregated by law. This means that the assets belong exclusively to that sub-fund and shall not be used or made available to pay the debts of any other sub-fund or the umbrella OEIC.

You may switch between other sub-funds of M&G Investment Funds (3). An entry charge may apply. Details on switching are provided in the Important Information for Investors document and the fund's Prospectus, or by calling M&G Customer Relations on 0800 390 390.

Other share classes may exist for the fund as set out in the relevant Prospectus.

For up-to-date details of the staff remuneration policy that applies to M&G Securities Limited, including a description of how remuneration and benefits are calculated, the make-up of the remuneration committee, and the identities of persons responsible for awarding the remuneration and benefits, please visit [www.mandg.co.uk/remuneration](http://www.mandg.co.uk/remuneration). We will provide a paper copy of this information, free of charge, if you require one.

This Fund is authorised in the UK and regulated by the Financial Conduct Authority. M&G Securities Limited is authorised in the UK and regulated by the Financial Conduct Authority.

This key investor information is accurate as at 26 June 2024.

This document provides you with key investor information about this fund. It is not marketing material. The information is required by law to help you understand the nature and the risks of investing in this fund. You are advised to read it so you can make an informed decision about whether to invest.

# Schroder Strategic Bond Fund

## an Authorised Unit Trust of Schroder Unit Trusts Limited

### Class L Income GBP (GB00B73PWF95)

This fund is managed by Schroder Unit Trusts Limited, which is a member of the Schroders Group.

## Objectives and investment policy

### Objectives

The fund aims to provide income and capital growth of between 2.5% and 4.5% per annum (after fees have been deducted) over a 3 to 5 year period by investing in bonds issued by governments, government agencies, supranationals and companies worldwide. This cannot be guaranteed and your capital is at risk.

### Investment policy

The fund is actively managed and invests at least 80% of its assets in fixed and floating rate securities denominated in sterling (or in other currencies and hedged back into sterling) issued by governments, government agencies, supra-national and corporate issuers worldwide.

The fund may invest up to 40% of its assets in asset backed securities and mortgage backed securities.

The fund may invest up to 15% of its assets in contingent convertible securities.

The fund may invest up to 50% of its assets in below investment grade securities as measured by Standard & Poor's or an equivalent credit rating

agency, or in unrated securities.

The fund may also invest directly or indirectly in other securities (including in other asset classes), countries, regions, industries or currencies, collective investment schemes (including Schroder funds), warrants and money market instruments, and hold cash.

The fund may use derivatives with the aim of achieving investment gains, reducing risk or managing the fund more efficiently (for more information please refer to section 6 of Appendix I of the Prospectus).

### Benchmark

The fund's performance should be assessed against the income and capital growth target of between 2.5% and 4.5%, and compared against the Bloomberg Multiverse ex treasuries A+-B- GBP hedged and the Investment Association Strategic Bond sector average.

### Dealing frequency

You may redeem your investment upon demand. This fund deals daily.

### Distribution policy

This unit class pays income received from the fund's investments to you half yearly.

## Risk and reward profile



### The risk and reward indicator

The risk category is based upon the fund's risk target and there is no guarantee that the fund will achieve it.

The fund's risk category is not guaranteed to remain fixed and may change over time.

A fund in the lowest category does not mean a risk-free investment.

The fund is in this category because it can take higher risks in search of higher rewards and its price may rise and fall accordingly.

### Risk factors

**ABS and MBS risk:** The fund may invest in mortgage or asset-backed securities. The underlying borrowers of these securities may not be able to pay back the full amount that they owe, which may result in losses to the fund.

**Contingent convertible bonds:** The fund may invest in contingent convertible bonds which are bonds that convert to shares if the bond issuer's financial health deteriorates. A reduction in the financial strength of the issuer may result in losses to the fund.

**Performance risk:** Investment objectives express an intended result but there is no guarantee that such a result will be achieved. Depending on market

conditions and the macro economic environment, investment objectives may become more difficult to achieve.

**Credit risk:** A decline in the financial health of an issuer could cause the value of its bonds to fall or become worthless.

**Currency risk:** The fund may lose value as a result of movements in foreign exchange rates, otherwise known as currency rates.

**Derivatives risk:** Derivatives, which are financial instruments deriving their value from an underlying asset, may be used to manage the portfolio efficiently. The fund may also materially invest in derivatives including using short selling and leverage techniques with the aim of making a return. A derivative may not perform as expected, may create losses greater than the cost of the derivative and may result in losses to the fund.

**High yield bond risk:** High yield bonds (normally lower rated or unrated) generally carry greater market, credit and liquidity risk meaning greater uncertainty of returns.

**Interest rate risk:** The fund may lose value as a direct result of interest rate changes.

**Liquidity risk:** In difficult market conditions, the fund may not be able to sell a security for full value or at all. This could affect performance and could cause the fund to defer or suspend redemptions of its shares, meaning investors may not be able to have immediate access to their holdings.

**Operational risk:** Operational processes, including those related to the safekeeping of assets, may fail. This may result in losses to the fund.

## Charges

### One-off charges taken before or after you invest

**Entry charge** None

**Exit charge** None

This is the maximum that might be taken out of your money before it is invested or before the proceeds of your investment are paid out.

### Charges taken from the fund over a year

**Ongoing charges** 0.55%

### Charges taken from the fund under certain specific conditions

#### Performance fee

None

The charges you pay are used to pay the costs of running the fund, including the costs of marketing and distributing it. These charges reduce the potential growth of your investment.

The entry and exit charges shown are maximum figures and in some cases you might pay less. You can find out the actual entry and exit charges from your financial advisor.

The ongoing charges figure is based on the last year's expenses for the year ending December 2023 and may vary from year to year. The ongoing charge figure excludes portfolio transaction costs. The charges are mostly, if not exclusively, the Schroders Annual Charge (as may be discounted for retail unit classes depending on the size of the fund) but certain additional expenses may be charged as set out in the prospectus. The Schroders Annual Charge (without any discount) for this unit class of the fund is 0.55%. The fund's annual report for each financial year will include details on the exact charges made including any discounts.

Please see the prospectus for more details about the charges.

## Past performance



Past performance is not a guide to future performance and may not be repeated. The value of investments may go down as well as up and you may not get back the amount you originally invested.

The chart shows performance in British pound after the ongoing charges and the portfolio transaction costs have been paid.

The fund was launched on 27/03/2012.

The shareclass was launched on 27/03/2012.

Please note that the fund's investment policy and benchmark were changed on 18 September 2023. The past performance in the above table is based on the fund's investment policy and benchmark (comparator benchmark: Investment Association Strategic Bond sector average) in place prior to this date. Going forward, this table will show past performance from this date based on the new investment policy and benchmarks (comparator benchmark: Bloomberg Multiverse ex treasuries A+-B- GBP hedged) (comparator benchmark: Investment Association Strategic Bond sector average).

■ L Income GBP (GB00B73PWF95)

■ Bloomberg Multiverse ex treasuries A+-B- GBP hedged

■ Investment Association Strategic Bond sector average

## Practical information

**Trustee:** J. P. Morgan Europe Ltd.

**Further Information:** You can get further information about this fund, including the prospectus, latest annual report, any subsequent half-yearly reports and the latest price of units from [www.schroders.com/ukinvestor](http://www.schroders.com/ukinvestor) and from Schroders, PO Box 1402, Sunderland, SR43 4AF, England, telephone 0800 182 2399. They are in English, free of charge.

**Tax Legislation:** The fund is subject to UK tax legislation which may have an impact on your personal tax position.

**Liability:** Schroder Unit Trusts Ltd may be held liable solely on the basis of any statement contained in this document that is misleading, inaccurate or

inconsistent with the relevant parts of the fund's prospectus.

**Switches:** Subject to conditions, you may apply to switch your investment into another unit class within this fund or in another Schroder fund. Please see the prospectus for more details.

**Glossary:** You can find an explanation of some of the terms used in this document at [www.schroders.com/ukinvestor/glossary](http://www.schroders.com/ukinvestor/glossary).

**Benchmark:** The target benchmark has been selected because it is representative of the type of investments in which the fund is likely to invest, and it is, therefore, an appropriate target in relation to the return that the fund aims to provide. The comparator benchmark has been selected because the investment manager believes that this benchmark is a suitable comparison for performance purposes given the fund's investment objective.